



Art's-Way Manufacturing Co., Inc.

Model 6812A
Sugar Beet Harvester

Illustrated Parts List
555050

Issued 04-2007



This symbol means ATTENTION! BECOME ALERT! YOUR SAFETY IS INVOLVED. The message that follows the symbol contains important information about your safety. Carefully read the message. Make sure you fully understand the causes of possible injury or death.

IF THIS MACHINE IS USED BY AN EMPLOYEE, IS LOANED, OR IS RENTED, MAKE SURE THAT THE OPERATOR UNDERSTANDS THE TWO INSTRUCTIONS BELOW.

BEFORE THE OPERATOR STARTS THE ENGINE:

1. GIVE INSTRUCTIONS TO THE OPERATOR ON SAFE AND CORRECT USE OF THE MACHINE.
2. MAKE SURE THE OPERATOR READS AND UNDERSTANDS THE OPERATOR'S MANUAL FOR THIS MACHINE.

WARNING

IMPROPER OPERATION OF THIS MACHINE CAN CAUSE INJURY OR DEATH.

BEFORE STARTING THE ENGINE, DO THE FOLLOWING:

1. READ THE OPERATOR'S MANUAL.
2. READ ALL SAFETY DECALS ON THE MACHINE.
3. CLEAR THE AREA OF OTHER PERSONS.

LEARN AND PRACTICE SAFE USE OF MACHINE CONTROLS IN A SAFE AND CLEAR AREA BEFORE YOU OPERATE THIS MACHINE ON A JOB SITE.

It is your responsibility to observe pertinent laws and regulations and to follow manufacturer's instructions on machine operation and maintenance.

See your Authorized Art's-Way Manufacturing Co., Inc. dealer or Art's-Way Manufacturing Co., Inc. for additional operator's manuals, illustrated parts catalogs, and service manuals.

TO THE OWNER

Congratulations on the purchase of your new Art's-Way Sugar Beet Harvester. You have selected a top quality machine that is designed and built with pride to ensure you have many years of efficient and reliable service.

Many people have worked on the design, production, and delivery of this Sugar Beet Harvester. The information in this manual is based on the knowledge, study, and experience through years of specializing in the manufacturing of farm machinery. This manual is designed to provide you with important information regarding safety, maintenance, and machine operation so you can and will get the best possible performance from your Sugar Beet Harvester.

Even if you are an experienced operator of this or similar equipment, we ask that you read this manual before operating this Sugar Beet Harvester. The way you operate, adjust, and maintain this unit will have much to do with its successful performance. Any further questions you may have about this product of Art's-Way equipment should be directed to your local Art's-Way dealer or to Art's-Way Manufacturing Co., Inc., Armstrong, Iowa, 50514, (712) 864-3131.

SPECIFICATIONS AND DESIGN ARE SUBJECT TO CHANGE WITHOUT NOTICE

Art's-Way Manufacturing Co., Inc. is continually making product improvements. In doing so, we reserve the right to make changes and/or add improvements to our products without obligation for the equipment previously sold.

Modifications to this Sugar Beet Harvester may affect the performance, function, and safety of its operation. Therefore, no modification are to be made without the written permission of Art's-Way Manufacturing Co., Inc. Any modification made without the written permission of Art's-Way Mfg. Co. shall void the warranty of this product.

In the interest of continued safe operation of this Sugar Beet Harvester, pay particular attention to the safety alert symbol(s) throughout this manual.

ART'S-WAY MANUFACTURING CO., INC. STATEMENT OF PRODUCT LIABILITY

Art's-Way Manufacturing Co., Inc. recognizes its responsibility to provide customers with a safe and efficient product. Art's-Way Manufacturing Co., attempts to design and manufacture its products in accordance with all accepted engineering practices effective at the date of design. This statement should not be interpreted to mean that our products will protect against the user's own carelessness or failure to follow common safety practices nor will Art's-Way Manufacturing Co., be liable for any such act. In addition, Art's-Way Manufacturing Co., assumes no liability for any altered product or any modified product by users or anyone other than an authorized dealer.

IMPORTANT WARRANTY INFORMATION

The warranty for this Sugar Beet Harvester appears on page 4 of this manual. In order to establish proper warranty registration, the Warranty Registration must be completed and returned to the factory. Failure to comply with this requirement may result in reduced warranty allowances.

LIMITATIONS OF THIS MANUAL

This manual contains operating instructions for your 6812A Sugar Beet Harvester only. Any mention of other machinery in this manual other than the 6812A Sugar Beet Harvester is for reference only. This manual does not replace nor is it to be used for any machinery that may be attached to or used in conjunction with the 6812A Sugar Beet Harvester.

PARTS & SERVICE

As the purchaser of your new harvester, it is very important to consider the following factors:

- A. Original Quality**
- B. Availability of Service Parts**
- C. Availability of Adequate Service Facilities**

Art's-Way Manufacturing Co., Inc. has an excellent dealership network ready to answer any questions you may have about your harvester. Parts for your machine may be ordered through our dealers. When placing a parts order, please have the **model** and **serial number** ready. This will allow the dealer to fill your order as quickly as possible.

For your convenience, we have provided this space for you to record your model number, serial number, and the date of purchase, as well as your dealer's name and address.

Owner's Name: _____

Owner's Address: _____

Purchase Date: _____

Dealership Name: _____

Dealership Address: _____

Dealership Phone No.: _____




Figure 2 – Location of Serial and Model Placard on Harvester



Figure 1 – Location of Serial and Model Placard on Header

Machine Serial Number Location

The placard containing the serial and model number is located on the front left-hand side of the harvester frame and header.

Enter the serial number and model of your harvester and header within the space provided.

Building on a

Tradition of Quality

SERIAL NO.

MODEL NO.

*Manufactured By
 Art's-Way Manufacturing Co., Inc.
 Armstrong, IA*

Figure 3 – Serial Model Number Placard

TABLE OF CONTENTS

TO THE OWNER.....	1	CARRIER WHEEL ASSY, RH.....	70
SPECIFICATIONS AND DESIGN ARE SUBJECT TO		OPTIONAL STEERING ASSEMBLY - WIDE.....	72
CHANGE WITHOUT NOTICE	1	COMPONENTS, HYDRAULIC AND ELECTRIC 6812A	
ART'S-WAY MANUFACTURING CO., INC. STATEMENT		STEERING	74
OF PRODUCT LIABILITY.....	1	SAFETY LIGHTS ASSEMBLY	76
IMPORTANT WARRANTY INFORMATION.....	1	DECALS MAIN FRAME	78
LIMITATIONS OF THIS MANUAL	1		
PARTS & SERVICE.....	2	SECTION 2: HEAD ASSEMBLIES	81
TABLE OF CONTENTS.....	3	CONVEYOR ROLL AND SMOOTH ROLL ASSEMBLY	
LIMITED WARRANTY	4	(8R22-6R28/30)	83
SAFETY FIRST	5	ROLLER GROUPING - STEEL GRABROLL	
NOTICES OF DANGER, WARNING, AND CAUTION	5	(8R28/30, 12R22).....	84
SAFETY GUIDELINES	6	ROLLER GROUPING - POLY GRABROLL	
BEFORE OPERATING	6	(8R28/30, 12R22).....	86
DURING OPERATION.....	6	ROLLER GROUPING – SMOOTH ROLL	
MAINTENANCE SAFETY	6	(8R28/30, 12R22).....	88
HYDRAULIC SAFETY	7	ROLLER GROUPING – STAR ROLL (6R28/30, 8R22)	89
TRANSPORTATION SAFETY	7	ROLLER GROUPING - STAR ROLL (8R28/30).....	90
STORAGE SAFETY.....	7	ROLLER GROUPING, STAR (12R22)	91
TIRE SAFETY	7	GRABROLL MOUNTING STEEL ROLLS (ALL HEADS).....	92
ASSEMBLY SAFETY	8	GRABROLL MOUNTING POLY ROLLS (ALL HEADS).....	94
ILLUSTRATED PARTS LIST	10	DRIVE SHAFT ASSY (8R22-6R28/30)	95
ALPHANUMERIC INDEX	10	CONVEYOR ROLLER DRIVES (8R28/30, 12R22)	96
SECTION 1: HARVESTER.....	17	LH GRABROLL REAR GRABROLL ASSEMBLY	
HITCH ASSEMBLY.....	18	(8R22-6R28/30)	98
POWER TAKE OFF (PTO) DRIVE.....	20	GRAB ROLL OPTION (8R30, 12R22).....	100
ROWFINDER ASSY, 6812A OPEN CENTER	22	DIVERTER ROLL GROUPING (ALL HEADS).....	101
ROWFINDER ASSY, KIT (FOR 28 AND 30 INCH ROW		6812 BELT ROUTING 2007.....	102
SPACING).....	24	6812 HEADER BEARINGS	103
GEARBOX, 1:1.857 4 SHAFT	25	PADDLE SHAFT AND CHAIN DRIVES	
GEARBOX, PUMP DRIVE	26	(8R22-6R28/30)	104
GEARBOX, 1:1 REVERSE, WIDE HEADS.....	27	PADDLE SHAFT AND CHAIN DRIVES	
DRAPER CHAIN 2007	28	(8R28/30, 12R22).....	106
DRIVE SHAFT ASSEMBLIES.....	30	LH DOOR AND SHIELD ASSEMBLY (8R22-6R28/30)	108
GRABROLL DRIVES - REAR	32	PADDLE SHAFT & STAND ASSY (ALL HEADS).....	110
GRABROLL DRIVES - FRONT.....	36	DOOR, SHIELD, & GRATE ASSY (ALL HEADS	
GRATE & RUBBER DEFLECTORS.....	38	EXCEPT LH 8R22-6R28/30).....	112
SHORT CONVEYOR ASSY	40	PADDLE SHAFT CLUTCHES.....	114
SHORT CONVEYOR GRATE AND PIN ASSEMBLY	42	HEAD TO BASIC UNIT MOUNTING	115
TRANSFER CONVEYOR ASSEMBLY	46	MOUNTING PACKAGE, FRONT CARRIER WHEELS	116
CONVEYOR ASSEMBLY BOOM 2007	48	CARRIER WHEEL ASSEMBLY	118
TANK ASSEMBLY	50	LIFTER GROUPING – STRUT ASSEMBLY.....	120
BOOM EXTENSION 12R22 (44 INCH).....	52	LIFTER GROUPING - FIXED STRUTS	122
CONVEYOR ASSY, UPPER TRANSFER.....	54	LIFTER GROUPING - FLEX STRUTS.....	124
FERRIS WHEEL.....	56	PADDLE ASSY (ALL HEADS)	126
FERRIS WHEEL (CONT)	58	RUBBER COVER ASSY (ALL HEADS)	127
RETRAINER ASSEMBLY	62	BARRIER ASSY (ALL HEADS).....	128
STRIPPER ASSY.....	64	BARRIER ASSY (ALL HEADS) (CONT.).....	130
TRACTOR HYDRAULICS – 5 CIRCUIT AUTOSWING	66	HEADER DECALS	132
SELF CONTAINED HYDRAULIC CIRCUITS	68		

LIMITED WARRANTY

Art's-Way Manufacturing Co., Inc. warrants the products it sells to be free from defects in material and workmanship for a period of one (1) year after the date of delivery to the first (original) purchaser, subject to the following conditions:

- Art's-Way Manufacturing Co., Inc. obligation and liability under this warranty is to repair or replace (at the company's option) any parts that upon manufacture were defective in material or workmanship.
- All parts and repairs under this warranty shall be supplied at Art's-Way Manufacturing Co., Inc. or an authorized Art's-Way Manufacturing Co., Inc. dealer, at the option of Art's-Way Manufacturing Co., Inc.
- Art's-Way Manufacturing Co., Inc. warranty does not extend to parts and elements not manufactured by Art's-Way Manufacturing Co., Inc. and which carry the warranty of other manufacturers.
- Transportation or shipping to an authorized dealer for necessary repairs is at the expense of the purchaser.
- Art's-Way Manufacturing Co., Inc. makes no other warranty expressed or implied and makes no warranty of merchantability or fitness for any particular purpose beyond that expressly stated in this warranty. Art's-Way Manufacturing Co., Inc. liability is limited to the terms set forth in this warranty and does not include any liability for direct, indirect, incidental or consequential damages or expenses of delay and the company's liability is limited to repair or replacement of defective parts as set forth herein.
- Any improper use and/or maintenance, including operation after discovery of defective or worn parts, operation beyond the rated capacity, substitution of parts not approved by Art's-Way Manufacturing Co., Inc., or any alternation or repair by other than an authorized Art's-Way Manufacturing Co., Inc. dealer which affects the product materially and adversely, shall void the warranty.
- No dealer, employee or representative is authorized to change this warranty in any way or grant any other warranty unless such change is made in writing and signed by an officer of Art's-Way Manufacturing Co., Inc.
- Some states do not allow limitations on how long an implied warranty lasts or exclusions of, or limitations on relief such as incidental or consequential damages, so the above limitations or exclusions may not apply to you. This warranty gives you the specific legal rights and you may have other rights that vary from state to state.

SAFETY FIRST

“A careful operator is the best insurance against an accident”

(National Safety Council)

Most accidents can be prevented if the operator:

- Fully understands how the machine functions
- Can anticipate situations which may produce problems
- Can make necessary corrections before problems develop



Figure 4 - Universal Safety Alert Symbol

**THIS SYMBOL MEANS
ATTENTION!
BECOME ALERT!
YOUR SAFETY IS INVOLVED!**

The American Society of Agricultural Engineers has adopted the Universal Safety Alert Symbol as a way to identify areas of potential danger if the equipment is not operated correctly. (See Figure 4.) Please be alert whenever you see this symbol in the manuals or on your harvester.

Art's-Way Manufacturing Co., Inc. strives to make our equipment as safe as possible. The Art's-Way 6812A Sugar Beet Harvester conforms to applicable safety standards at the time of manufacturing. A safety conscious equipment operator makes an effective accident-prevention program complete.

Safety features and instructions for the harvester are detailed in the Safety Guidelines section of this Operator's Manual. It is the responsibility of the owner to ensure that all operators read and understand the manual before they are allowed to operate the beet harvester. (Occupational Safety and Health Administration (OSHA) regulations 1928.57.)

NOTICES OF DANGER, WARNING, AND CAUTION

Signal Words: Note the use of signal words **DANGER**, **WARNING**, and **CAUTION** on the harvester and in this manual. The appropriate signal word for each has been selected using the following guidelines:



DANGER: IMMEDIATE AND SPECIFIC HAZARD WHICH *WILL* RESULT IN SEVERE PERSONAL INJURY OR DEATH IF PROPER PRECAUTIONS ARE NOT TAKEN.



WARNING: SPECIFIC HAZARD OR UNSAFE PRACTICE *COULD* RESULT IN SEVERE PERSONAL INJURY OR DEATH IF PROPER PRECAUTIONS ARE NOT TAKEN.



CAUTION: A REMINDER OF GOOD SAFETY PRACTICES. PERSONAL INJURY *COULD* RESULT IF PROPER PROCEDURES ARE NOT FOLLOWED.



SAFETY GUIDELINES



Remember:

“The Best Operator is a Safe Operator”



CAUTION: READ AND UNDERSTAND THE OPERATOR'S MANUAL AND ALL THE SAFETY DECALS BEFORE OPERATING THE HARVESTER. REVIEW ALL SAFETY INSTRUCTIONS WITH ALL OPERATORS ANNUALLY.

BEFORE OPERATING

- Do not wear loose fitting clothing as it may catch in moving parts.
- Make sure to install and/or secure all guards and shields, including the tractor power take-off (PTO) master shield, before starting or operating the harvester.
- Be sure that the correct implement driveline parts are used and that they are properly secured.
- Lower the lifter wheels when the harvester is not in use.
- Install the safety chain when attaching the harvester to the tractor.
- Clear the area of bystanders, especially children, when making repairs, adjustments or performing maintenance on the harvester.
- Do not allow riders.
- Put all tractor and machine controls in “neutral” and disengage the PTO before starting. Follow the starting instructions according to your tractor manual.
- Operate the harvester only while seated on the tractor seat.
- Make sure the unit is adequately supported with safety blocks or safety stands when changing tires or performing maintenance.



CAUTION: KEEP WELL CLEAR OF MOVING PARTS. BE SURE TO SHUT OFF THE TRACTOR, SET THE PARKING BRAKE, PUT THE MACHINE IN NEUTRAL, AND REMOVE THE TRACTOR KEY WHILE MAKING ADJUSTMENTS. WAIT FOR ALL MOVEMENT TO STOP BEFORE APPROACHING THE MACHINE.

DURING OPERATION

- Keep hands, feet, hair, and clothing away from moving parts.
- Keep all shields and guards in place and in good working condition.
- Keep all bystanders, especially children, away from the harvester while in operation.
- Do not allow riders while the harvester is in operation.
- Do not attempt to unclog, clean, or adjust the harvester while it is running.
- Stay away from overhead power lines. Electrocutation can occur even without direct contact.
- Keep all hydraulic lines, fittings, and couplers tight and free of leaks. (Refer to Safety Guidelines – Hydraulic Safety.)
- Use caution when ascending or descending on the harvester. Wet shoes or boots are slippery.

MAINTENANCE SAFETY

- Follow all operating, maintenance and safety instructions found in this Manual.
- Before servicing, adjusting, repairing or unclogging the machine, always make sure the tractor engine is stopped, key in your pocket, the machine is lowered to the ground, all controls are placed in neutral, the parking brake is set, and all the moving parts have stopped.
- Use sufficient tools, jacks, and hoists that have the capacity for the job.
- Use support blocks or safety stands when changing tires or performing maintenance.
- Follow good shop practices of keeping the service area clean and dry and use adequate light for the job at hand.
- Before applying pressure to the hydraulic system, make sure all lines, fittings and couplers are tightly secured and in good condition.
- Make sure all shields/guards are in place and properly secured when performing maintenance.

HYDRAULIC SAFETY

- Make sure components in the hydraulic system are kept clean and in good working condition.
- Relieve pressure from the hydraulic system before servicing or disconnecting from the tractor.
- Keep all hydraulic lines, fittings, and couplers tightly secured and free of leaks.
- Replace any worn, cut, abraded, flattened or crimped hoses.
- Do not make any temporary repairs to the hydraulic lines, fittings or hoses using tape, clamps, or cement. The hydraulic system operates under extremely high pressure and temporary repairs may fail suddenly and create a hazardous/dangerous situation.
- Wear proper hand and eye protection when searching for a high-pressure hydraulic leak. Use a piece of wood or cardboard as a backstop instead of hands to identify and isolate a leak. If injured by a concentrated high-pressure stream of hydraulic fluid, seek medical attention immediately. Serious infection or toxic reaction can develop if hydraulic fluid penetrates the surface of the skin.
- Before applying pressure to the system, make sure all components are tight and that the hydraulic lines, hoses and couplings are not damaged.

TRANSPORTATION SAFETY

- Make sure the harvester complies with all local regulations regarding transporting equipment on public roads and highways.
- Make sure the Slow Moving Vehicle (SMV) emblem and all lights and reflectors required by local highway and transportation authorities are properly in place, clean and clearly visible to traffic.
- Do not allow riders on any machinery during transport.
- Make sure the harvester is securely attached to the tractor and install a safety chain to the harvester.
- Make sure the tractor brake pedals are latched together.
- Do not exceed 20 mph (32 km/h) when transporting the harvester. Always reduce speed on rough roads and surfaces, or when going down inclines.
- Use caution when turning and always use the turn signals on the tractor to indicate your turning intentions to the other traffic.
- The weight of the trailed machine should NEVER exceed the weight of the towing vehicle.

- Check all clearances carefully whenever the machine is towed.
- Lower the elevator into the transport position before transporting the harvester on the highway.
- Stay away from overhead obstructions and power lines during transport. Electrocutation can occur even without direct contact.

STORAGE SAFETY

- Store the harvester in an area away from human activity.
- Do not permit children to play on or around the stored machine at any time.
- Make sure that the harvester is stored in an area with a firm and level base to prevent the machine from tipping or sinking into the ground.
- Block the wheels to prevent the machine from rolling.

TIRE SAFETY

- Have only a qualified tire dealer or tire repair service perform tire repairs.
- Do not attempt to install a tire on a wheel or rim unless you have the proper equipment and experience to do the job.
- Follow proper procedures when installing a tire on a wheel or rim to prevent an explosion that could result in serious injury.
- Do not substitute tires with a lesser road rating and/or capacity for the original equipment tires.



CAUTION: FAILURE TO FOLLOW PROPER PROCEDURES WHEN INSTALLING A TIRE ON A WHEEL OR RIM CAN PRODUCE AN EXPLOSION THAT MAY RESULT IN SERIOUS INJURY OR DEATH. DO NOT ATTEMPT TO INSTALL A TIRE UNLESS YOU HAVE THE PROPER EQUIPMENT AND EXPERIENCE TO PERFORM THE JOB. REPLACEMENT, REPAIR, AND/OR MAINTENANCE SHOULD BE DONE BY A QUALIFIED TIRE DEALER OR QUALIFIED REPAIR SERVICE.

ASSEMBLY SAFETY

- Use adequate manpower to perform assembly procedures safely.
- Assemble the harvester in an area with sufficient space to maneuver the largest components and allow easy access to all sides of the machine.
- Use only forklifts, lift cranes, jacks and tools with sufficient capacity for the loads.
- Do not allow spectators, especially children, in the working area.

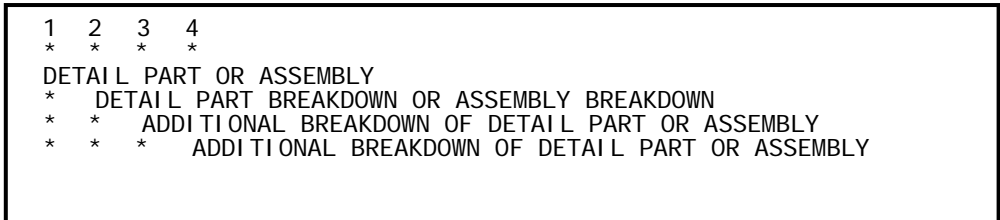
Remember:***“The Best Operator is a Safe Operator***

**THIS PAGE
LEFT
INTENTIONALLY
BLANK**

ILLUSTRATED PARTS LIST

- The figure item corresponds to the number shown in the illustration. Figure items having a dash "-" next to the number indicates that the figure item is not displayed on the corresponding illustration.
- Numbers listed in the part number column are the numbers under which the parts are manufactured and by which the parts are identified by the manufacturer.
- Requirement shown in the Units Per Assy column is per Harvester or assembly. Items that have no specified quantity are designated by the letters "AR" (as required). "RF" listed in the Units Per Assy column indicates that the item is listed as a reference and the requirement is listed in another figure of the IPC.

The relationship of component parts of an installation or assembly may be determined by the degree of indenture in the nomenclature column. The next higher assembly can be found by referring to the first indentation above and to the left. The following example shows the format of this indented system:



ALPHANUMERIC INDEX

0	006300 75	247790P26
	018860 119	247820P25, 26, 27
	018930 119	247840P27
	051690 105	248290.....33
1		248330.....34
	112550 33	248920.....85
	129770P 25, 26, 27	256240.....47
	133420 79, 133	261640.....120
	163770 89	261650.....120
	164420 119	261920.....105
	166230 75	264190.....43, 109, 113
	182230 20	264730.....93
	182890 20	264770.....93
	184960 120	264780.....93
2		264800.....37
	225040 114	267430.....120
	231000 105, 107	267710.....125
	231070 37	268670.....28
	235770P 25, 26, 27	268860.....19, 20
	238420 31	274420.....75
	238430 114	287450.....20
	239040 105	287490.....20
	239080 114	287500.....20
	240550 105, 107	287550.....31
	244670 129	287570.....89, 90
	247100 51	287610.....89
	247740P.....26	288630.....75
		289500.....79, 133

3

340140	20
340180	20
340200	20
340210	20
342600	63
342610	63
343250	23, 24
343280	41, 49, 51, 53, 55, 60
343300	28
344250	93
345420	79
345830	20
345840	20
345850	20
345870	20
345950	20
345960	20
346110	93
346310	79
347540	39, 43, 109, 113
354190	20
354220	126
354230	126
354240	126
354250	126
355500	79, 133
357850	20
357880	20
357890	20
368040	79

4

407700	75
411260	114
411410	114
413970	59
415140	65
415150	65
415160	65
415170	65
415220	65
415230	65
423800	67, 75
431590	123, 125
431750	57
431860	57
432550	57, 65
432560	65
432580	65
432690	114
433030	63
433040	63
433060	63
433070	63
433240	59
433700	60
439070	19
439740	59
443060	127

462130	65
462400	49
463340	123, 125
463350	123, 125
463370	125
467400	79, 133
467410	79, 133
467420	79, 133
467430	79, 133
467440	133
467450	79, 133
467470	133
472160	20
476450	79, 133
476460	79, 133
476470	79, 133
476510	76
476520	76
476540	76
481620	127
491750	123, 125
496850	97
498750	20
498760	20
498800	20
498820	20

5

500770	119
510730	79
511980	114
515320	93
515360	73, 75
515370	73, 75
515890	125
516370	55
516390	55
516540	55
516650	55
517540	55
517550	55
517880	71
518060	33, 105, 107
518160	105, 107
518380	105
518490	33
518500	33
518670	109
518680	109
518700	113
518710	109, 113
518720	109, 113
518830	109
518840	39, 113
518850	39, 109, 113
518900	109, 113
519070	110
519150	37
519180	37
519280	37
519410	71
519480	79, 133

519630.....	59	523850.....	45
519730.....	37	523890.....	33
520200.....	57, 63	523930.....	105
520210.....	63	523950.....	51, 55
520220.....	63	524010.....	53
520230.....	63	524100.....	53
520240.....	63	524270.....	45
520250.....	63	524980.....	71, 73
520350.....	115	524990.....	71, 73
520370.....	115	525000.....	71
520400.....	31	525290.....	47
520600.....	23, 24	525300.....	47
520930.....	119	525310.....	47
520940.....	119	525360.....	47
520950.....	119	525460.....	37
520960.....	119	525490.....	37
521550.....	33, 37	525550.....	39
521560.....	33, 37	525560.....	33
521570.....	33, 37	525580.....	39
521580.....	33, 37	525940.....	97
521590.....	33, 37	525950.....	31
521740.....	23, 24	525960.....	95
521780.....	120, 123, 125	525970.....	31, 97
521800.....	123, 125	526010.....	31
521810.....	123, 125	526020.....	31
521820.....	120	526050.....	31
521920.....	71, 73	526430.....	47
521950.....	23	526490.....	51
521990.....	33	526560.....	53
522010.....	47	526570.....	53
522020.....	47	526690.....	39
522030.....	45	526720.....	39
522040.....	45	526730.....	39
522050.....	71, 73	526780.....	76
522060.....	71, 73	526800.....	53
522070.....	71, 73	526830.....	53
522080.....	71, 73	527170.....	47, 55
522090.....	71, 73	527190.....	45, 51
522100.....	71, 73	527200.....	47
522140.....	33	527220.....	49
522150.....	33	527240.....	49
522210.....	33	527530.....	55
522240.....	37	527670.....	67, 69
522250.....	37	527680.....	67, 69
522270.....	37	527690.....	67
522340.....	39	527700.....	67
522790.....	51	528110.....	75
5230000-90.....	45	528120.....	67, 75
523000-100.....	47	528130.....	75
523000-150.....	39	528140.....	75
523000-30.....	31	528160.....	67, 75
523000-50.....	33	528170.....	75
523000-70.....	37	528260.....	75
523180.....	110	529730.....	67
523190.....	110	529850.....	69
523380.....	119	529860.....	69
523560.....	47	529870.....	69
523580.....	41, 51	529880.....	69
523630.....	97	529890.....	69
523740.....	51	529900.....	69
523760.....	59	529920.....	69
523790.....	60	529930.....	67

529940.....	67	534160.....	73
529960.....	67	534210.....	73
529970.....	67	534270.....	73
529980.....	69	534580.....	73
530000.....	69	534630.....	73
530010.....	69	534650.....	73
530050.....	67	534680.....	73
530060.....	67	537420.....	19
530070.....	67	537430.....	19
530080.....	67	537480.....	19
530090.....	67	537530.....	19
530100.....	67	537880.....	107
530120.....	67	538010.....	19
530130.....	69	538070.....	39
530140.....	69	538290.....	23
530150.....	69	538390.....	88
530160.....	69	538460.....	97
530170.....	69	538490.....	41, 59
530180.....	67	538500.....	49, 55
530190.....	69	538760.....	31
530210.....	67	538770.....	95
530220.....	69	538800.....	19
530230.....	69	538820.....	94
530240.....	67	538860.....	23, 24
530250.....	67	538870.....	19
530260.....	67	538890.....	59
530340.....	67	539000-10.....	83
530450.....	69	539000-20.....	95
530540.....	53	539000-40.....	99
530600.....	67	539000-60.....	109
530810.....	79	539020-090.....	87
530900.....	33	539020-10.....	110
531070.....	76	539020-100.....	85
531180.....	19	539020-110.....	88
531230.....	75	539020-120.....	126
531590.....	19	539020-130.....	127
531660.....	37	539020-140.....	129
531910.....	51	539020-170.....	43
532050.....	39, 109, 113	539020-20.....	107
532090.....	39	539020-30.....	94
532100.....	39	539020-40.....	93
532160.....	59	539020-60.....	100
532350.....	60	539020-70.....	101
532360.....	59	539020-80.....	113
532450.....	89, 90, 91	539060.....	101
532460.....	90, 91	539200.....	85
532560.....	89	539210.....	85
532620.....	95	539240.....	85
532730.....	97	539250.....	85
532740.....	113	539300.....	88
532760.....	105	539310.....	88
532960.....	105	539340.....	87
533020.....	47	539350.....	87
533080.....	23	539580.....	51
533090.....	110	539590.....	51
533120.....	57	539600.....	57, 59
533520.....	116	539670.....	59
533530.....	116	539680.....	60
533950.....	28	539690.....	59
534020.....	67	541740.....	99, 105, 107
534060.....	59	551340.....	114
534080.....	67	551350.....	114

551360.....	105	558440.....	127
551370.....	105, 107	558450.....	127
551380.....	51, 55	558630.....	49
551390.....	51, 55	558640.....	49
551470.....	67	558660.....	49
551480.....	67	558670.....	49
551490.....	67	558680.....	49
551500.....	67	558700.....	45
551510.....	69	558710.....	45
551520.....	67	558720.....	109
551540.....	67	558730.....	109
551560.....	67	558770.....	129
551600.....	107	558780.....	129, 130
551610.....	105, 107	558800.....	129
551660.....	113	558820.....	129
551670.....	113	558840.....	129
551700.....	113	558850.....	129
551750.....	51	558860.....	129
551800.....	45	558870.....	129
551810.....	45	558880.....	129, 130
551850.....	55	558890.....	129
551860.....	55	558900.....	129, 130
551880.....	55	558910.....	129, 130
551890.....	55	558920.....	129, 130
551900.....	55	558930.....	129, 130
551910.....	55	558980.....	113
551920.....	55	558990.....	129
551930.....	55	559060.....	113
552080.....	97	559070.....	113
552090.....	97	559130.....	85, 87
552100.....	97	559140.....	85, 87
552120.....	59	559160.....	97
552140.....	37	559180.....	93
552180.....	133	559200.....	127
552220.....	69	559210.....	129
552230.....	67	559220.....	89
552250.....	39	559230.....	89
552360.....	107	559240.....	95
552390.....	105, 107	559250.....	95
552560.....	31	559270.....	110
552740.....	73	559300.....	41, 43
552750.....	73	559310.....	41
552760.....	73	559440.....	41
552770.....	73	559450.....	41
552780.....	75	559470.....	41
552800.....	73, 75	559500.....	41
553720.....	97	559560.....	28
554060.....	89	559590.....	41
554740.....	91	559700.....	43
554760.....	90	559710.....	43
555010.....	97	559750.....	43
556660.....	24	559770.....	39
556840.....	109, 113	559830.....	59
556870.....	109, 113	559900.....	59
558230.....	83	559910.....	59
558250.....	83	559920.....	59
558340.....	126	559930.....	59
558360.....	127	559940.....	59
558380.....	127	559950.....	41
558390.....	127	559960.....	101
558420.....	127	559990.....	100
558430.....	127	561020.....	99, 100

561030.....	100	563510.....	71
561090.....	100	563520.....	71
561100.....	49	563530.....	71
561110.....	45, 49	563540.....	71
561150.....	100	563550.....	31
561190.....	99	563560.....	31
561210.....	99	563630.....	63
561230.....	109, 113	563640.....	63
561240.....	101	563660.....	57
561260.....	100	563670.....	57
561300.....	100	563680.....	57
561310.....	100	563690.....	57
561330.....	113	563700.....	57
561340.....	113	563750.....	49
561410.....	105	564630.....	33
561420.....	97	564840.....	79
561430.....	97	566010.....	91
561440.....	100	566030.....	91
561450.....	97	566040.....	91
561460.....	97	566080.....	91
561470.....	33	567770P.....	25
561480.....	33, 97, 107	567780P.....	25
561520.....	126	567790P.....	25, 26, 27
561530.....	129	567800P.....	26
561580.....	129	567810P.....	26
561590.....	129	567840P.....	27
561600.....	100	567850P.....	27
561610.....	99	569510.....	97
561620.....	100	569520.....	97
5616230.....	100	569540.....	28
561670.....	85, 87, 88, 99	569550.....	28
561720.....	101	569580.....	43
561730.....	101	569590.....	43
561740.....	101	569610.....	43
561750.....	101	569620.....	43
561760.....	101	569630.....	43
561770.....	101	569650.....	39
561840.....	39	569710.....	43
561870.....	33, 105, 107		
561880.....	105, 107	E	
561940.....	19	E072317P.....	25, 26, 27
561950.....	19	E072358.....	49
562000.....	39	E072445.....	94, 97
562010.....	39	E072462.....	120
562020.....	33	E072489.....	83
562030.....	39	E126034.....	89, 90
562040.....	31	E126201.....	89, 90
562050.....	26, 31	E366013.....	105
562060.....	31	E741066.....	83, 88
562090.....	39	E741067.....	97, 105
562120.....	39		
562300.....	33	I	
562840.....	67	I1285718C2.....	67
562850.....	67	I1980927C1.....	119
563090.....	60	I2185062.....	67, 69
563110.....	59	I2185128.....	67, 75
563120.....	59	I63506C3.....	19
563140.....	59		
563160.....	59	J	
563170.....	60	J28H2612.....	63
563450.....	33	JAN131153.....	75
563490.....	69	JAN142148.....	23

JAN142149	23
JAN142300	59
JAN142341	60
JN109877	59
JN132040	75
JN144798	41
JN144807	57
JN144896	65
JN145108	57
JN145982	24
JN147175	23
JN70509	120
JN72550	120
JPT1296	76

M

M520400	25
M537360	19
M538460	27

P

P99649	49
--------------	----

U

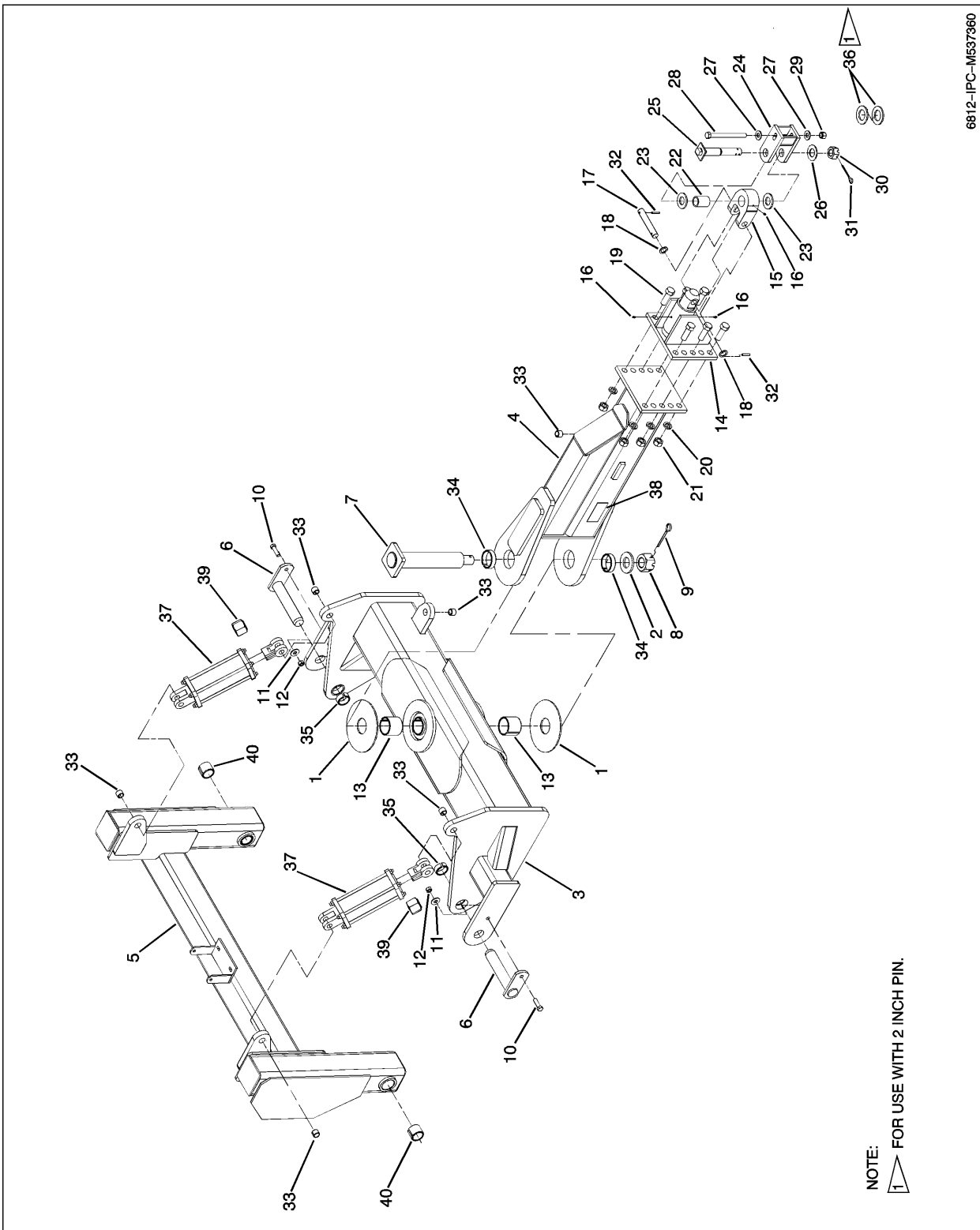
U51900004	119
-----------------	-----

V

V231091P	25
V241091P	26, 27

SECTION 1: HARVESTER

HITCH ASSEMBLY



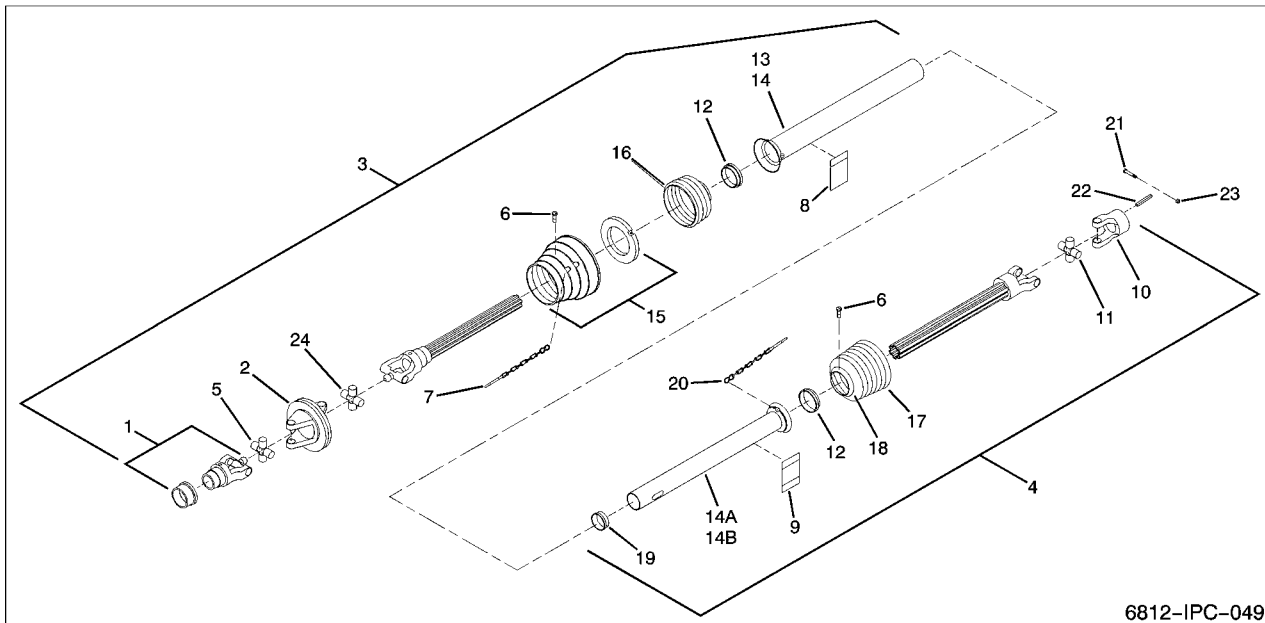
6812-IPC-M537360

HITCH ASSEMBLY

FIG ITEM	PART NUMBER	NOMENCLATURE	UNITS PER ASSY
	M537360	HITCH ASSEMBLY	RF
1	537390	WASHER, THRUST	2
2	537580	SPACER, RD	1
3	537430	CROSS WLDT.	1
4	537420	TONGUE WLDT.	1
5	538010	WLDT., MAIN FRAME 6812A	1
6	537480	PIN WLDT., OUTER HITCH	2
7	537530	PIN WLDT., VERTICAL	1
8	537540	HHSNUT 2.0000-4.5-D-N	1
9	537550	COTTER PIN, 3/8 X 4	1
10	013430	HBOLT 0.6250-11 X 2.25 X 2.25-N	2
11	020430	WASHER, FLAT 5/8 STD	2
12	020450	NUT, HEX 5/8-11	2
13	537350	BUSHING, TENSION	2
14	538800	HITCH WLDT.	1
15	531180	CLEVIS, HITCH LARGE	1
16	115590	FITTING, GREASE	3
17	252820	PIN, HITCH	1
18	020650	WASHER, FLAT	2
19	R66338	HBOLT 1.0000-8 X 3 X 3-N	6
20	003350	WASHER, LOCK 1 X 1 21/32 X 1/4	6
21	J14H805	NUT, HEX 1.00-8 GR5 ZN	6
22	531590	TUBE, HITCH	1
23	425550	WASHER, HARDENED	2
24	425500	CLEVIS WLDT.	1
25	439070	PIN WLDT., HITCH	1
26	V063596	WASHER	1
27	020720	WASHER, FLAT	2
28	991050	HBOLT 0.7500-10 X 8.5 X 8.5-N	1
29	991040	NYLON INSERT LOCKNUT, 3/4-10 UNC	1
30	E552072	HSNUT 1.3750-6-D-N	1
31	V063768	COTTER PIN 3/8 X 4	1
32	E580053	PIN	2
33	V180220	BUSHING, STEEL	6
34	538310	BUSHING, TENSION	2
35	538720	BUSHING, TENSION	2
36	531190	WASHER, HARDENED 2 INCH PIN	2
37	561940	CYLINDER, HYD 4 X 8HD DOUBLE ACTING	2
-37A	561950	KIT, SEAL 561940 CYL	AR
38	268860	DECAL, DANGER	1
39	538870	STOP, MECHANICAL	2
40	537610	BUSHING, TENSION	4
-41	163506C3	CHAIN, SAFETY	1

- = Not Illustrated

POWER TAKE OFF (PTO) DRIVE



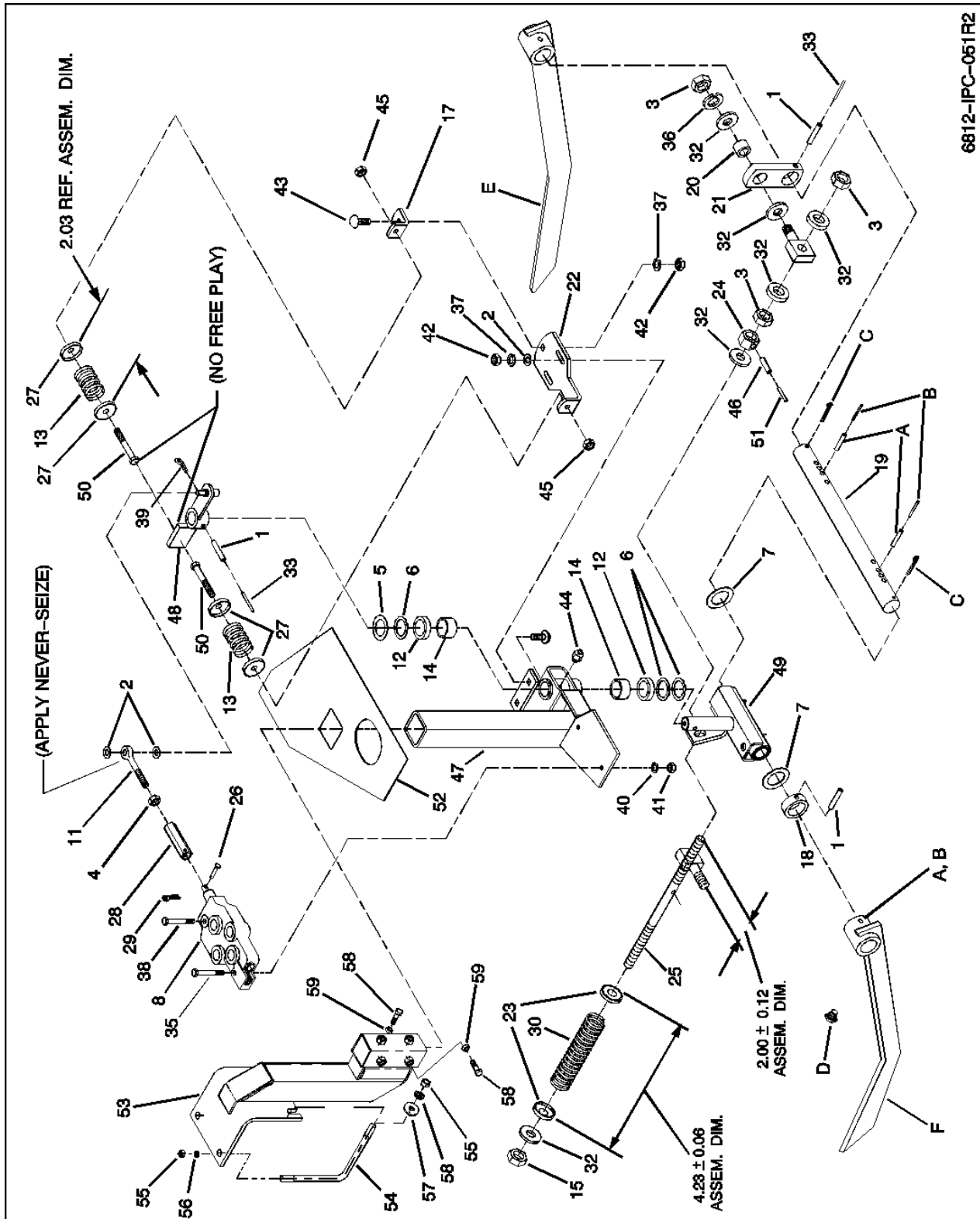
6812-IPC-049

FIG ITEM	PART NUMBER	NOMENCLATURE	UNITS PER ASSY
	498750	COMPLETE PTO ASSEMBLY, 1-3/8-21 TRACTOR SPLINE	1
	498760	COMPLETE PTO ASSEMBLY, 1-3/4-20 TRACTOR SPLINE	1
1	345830	YOKE, 1-3/8-21 SPLINE	1
	340210	* COLLAR KIT, 1-3/8-21 (INCLUDED WITH FIG ITEM 1)	1
1	345840	YOKE 1-3/4-20 SPLINE	1
	340200	* COLLAR KIT, 1-3/4-20 (INCLUDED WITH FIG ITEM 1)	1
2	345850	DOUBLE YOKE	1
3	498800	TRACTOR HALF, PTO 1-3/8-21 YOKE	1
3	472160	TRACTOR HALF, PTO 1-3/4-20 YOKE	1
4	357850	IMPLEMENT HALF, PTO 1-3/8-21	1
4	287450	IMPLEMENT HALF, PTO 1-3/4-20	1
5	345870	KIT, CROSS AND BEARING CV	2
6	345980	SCREW, SHIELD (IN FIG ITEMS 15, 16, AND 17)	8
7	354190	CHAIN, SAFETY 600MM	1
8	268860	DECAL, DANGER ROTATING DRIVELINE (ON FIG ITEM 13)	1
9	340180	DECAL, DANGER SHIELD MISSING (ON FIG ITEM 14)	1
10	345910	YOKE, 1-3/4 RB 3/8 KEYWAY	1
11	182230	KIT, CROSS AND BEARING	1
12	182900	BEARING, RING SC 25	2
13	357880	TUBE, OUTER SHIELD OVAL 1-3/8	1
13	287490	TUBE, OUTER SHIELD OVAL 1-3/4	1
14	357890	TUBE, INNER SHIELD ROUND 1-3/8	1
14	287500	TUBE, INNER SHIELD ROUND 1-3/4	1
15	345950	ASSEMBLY, CV CONE AND BEARING	1
16	345960	SHIELD, CONE 3 RIB	1
17	340140	SHIELD, CONE 7 RIB	1
18	349250	COLLAR, REINFORCED (359474)	1
19	340190	BEARING, SUPPORT	1
20	182890	CHAIN, SAFETY SHIELD	1
21	990870	BOLT, HHCS 3/8-16 X 2 INCH	1
22	021530	KEY, SQUARE 3/8 X 2	1
23	E552044	NUT, LOCK 3/8-16 HEX TOP GRADE A	1
24	498820	CROSS AND BEARING KIT W/ CENTRAL LUBE CV	1

- = Not Illustrated

THIS PAGE
LEFT
INTENTIONALLY
BLANK

ROWFINDER ASSY, 6812A OPEN CENTER



ROWFINDER ASSY, 6812A OPEN CENTER

FIG ITEM	PART NUMBER	NOMENCLATURE	UNITS PER ASSY
	538860	ROWFINDER ASSY, 6812A OPEN CENTER	RF
1	E580053	PIN, 5/16 X 1-3/4 ROLL	3
2	I120394	WASHER, 0.406 X 0.812 X 0.051	4
3	I124589	NUT, 5/8-11 HEX G5	3
4	I124829	NUT, 3/8-16 HEX JAM G5	1
5	I22266R1	WASHER, 1.15 X 1.75 X 0.027 FLAT	3
6	I23041R1	WASHER, 1.15 X 1.50 X 16 GA. FLAT	3
7	I608700R1	WASHER, 1.28 X 2.0 X 0.054 FLAT	2
8	343250	VALVE ASSEMBLY, OPEN CENTER	1
11	413450	EYEBOLT	1
12	JAT30144	SEAL, 1.1 X 1.5 X 0.37	2
13	JCJ21FN	SPRING, COMP 0.99 X 1.38 X 2.0	2
14	JJD8813	BEARING, 1.12 X 0.75	2
15	JK40015	NUT, HEX 5/8-11 TOP-LOCK G8	1
16	JN145970	EYEBOLT	1
17	JN145971	BRACKET, ANGLE	1
18	JN145972	BUSHING	1
19	JN145977	SHAFT, CROSS	1
20	JN145980	SPACER	1
21	JN145981	BRACKET, SPRING	1
22	JN145982	BRACKET, ADJUSTMENT	1
23	JN147036	WASHER, CUPPED	2
24	JN147174	STOP, SPRING COMPRESSION	1
25	JN147175	STUD, ADJUSTING	1
26	JN73390	PIN, VALVE	1
27	JN73401	WASHER, CUPPED	4
28	521750	CLEVIS, VALVE	1
29	J11H230	PIN, COTTER 1/16 X 3/8	1
30	J23096	SPRING, COMP. 1.0 X 1.41 X 6.0	1
32	J24H1373	WASHER, 0.626 X 1.56 X 0.18 FLAT	6
33	J34H288	PIN, 3/16 X 1-3/4 ROLL	2
35	009800	BOLT, 5/16-18 X 2-1/2 HHCS G5	1
36	020440	WASHER, 5/8 LOCK	1
37	021180	WASHER, 3/8 LOCK	3
38	022910	BOLT, 5/16-18 X 2-1/4 HHCS G5	1
39	023090	PIN, 3/32 X 3/4 COTTER	1
40	023620	WASHER, 5/16 LOCK	2
41	023630	NUT, 5/16-18 HEX G5	2
42	027260	NUT, 3/8-16 HEX G5	3
43	035180	BOLT, 3/8-16 X 1-1/4 SSN CRG.	3
44	049180	ZERK, 1/4-28 LUBE TAPER THD.	1
45	073630	NUT, 3/8-16 HEX NYLON LOCK	2
46	1030808	PIN, 5/16 X 1-1/4 ROLL	1
47	520600	BRACKET WLDT. FRAME	1
48	521740	ARM WLDT., CENTERING	1
49	521950	SHAFT, T-ASSEMBLY, LH SPRING	1
50	990820	BOLT, 3/8-16 X 3 HHCS G5	2
51	991100	PIN, 3/16 X 1-1/4 EXPANSION	1
52	533080	COVER, ROWFINDER	1
53	538290	ROWFINDER WLDT., SUPPORT	1
54	538600	BOLT, L, 3/4-10 X 8.5 X 8.5	2
55	J14H794	NUT, HEX 3/4-10 GR B ZN	3
56	036800	WASHER, LOCK 3/4 ZN	4
57	J24H1401	WASHER, FLAT 24/32 X 1-3/4 X 3/16	4
58	990610	BOLT, HHCS 5/8-11 X 1-1/2	6
59	1121555	NUT, JAM 5/8-11 HEX ZN GR5	4
A	E580053	PIN, 5/16 X 1-3/4 ROLL	2
B	J34H288	PIN, 3/16 X 3/4 ROLL	2
C	003950	PIN, 3/16 X 2 COTTER	2
D	JAN140006	PLUG, CLOSED CENTER	1
E	JAN142149	SENSOR, ASSEMBLY LH	1
F	JAN142148	SENSOR, ASSEMBLY RH	1

- = Not Illustrated

ROWFINDER ASSY, KIT (FOR 28 AND 30 INCH ROW SPACING)

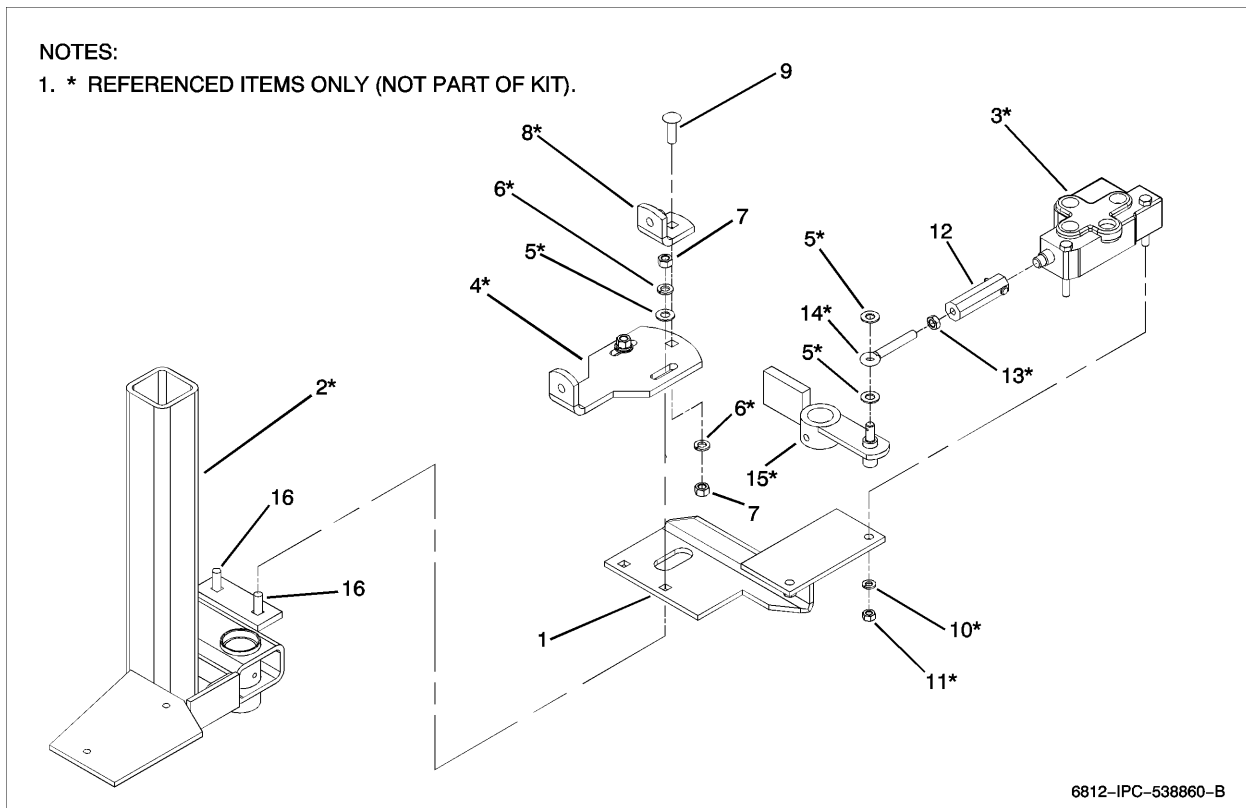


FIG ITEM	PART NUMBER	NOMENCLATURE	UNITS PER ASSY
	538860	ROWFINDER ASSY, KIT (FOR 28 AND 30 INCH ROW SPACING)	RF
1	556660	WLDT., RF VALVE	1
2	520600	BRACKET WLDT.	1
3	343250	VALVE ASSY, OPEN CENTER	1
4	JN145982	BRACKET, ADJUSTMENT	1
5	I120394	WASHER, FLAT 3/8 SAE	4
6	021180	LW 0.375	3
7	027260	HEX NUT 0.3750-16-GR5 ZN	3
8	JN145971	BRACKET, ANGLE	1
9	035180	RHSSN BOLT 0.375-16 X 1.25 X 1.25-N	1
10	023620	WASHER, LOCK 0.31 ZN	2
11	023630	HEX NUT, 0.3125-18-D-B	2
12	JN73405	CLEVIS, HEX VALVE	1
13	I124829	NUT, JAM 3/8-16 GR5 ZN	1
14	413450	BOLT, EYE 3/8 X 2.80	1
15	521740	ARM, WLDT.	1
16	J03H1558	BOLT, RHSN 3/8 x 1/2	2

- = Not Illustrated

GEARBOX, 1:1.857 4 SHAFT

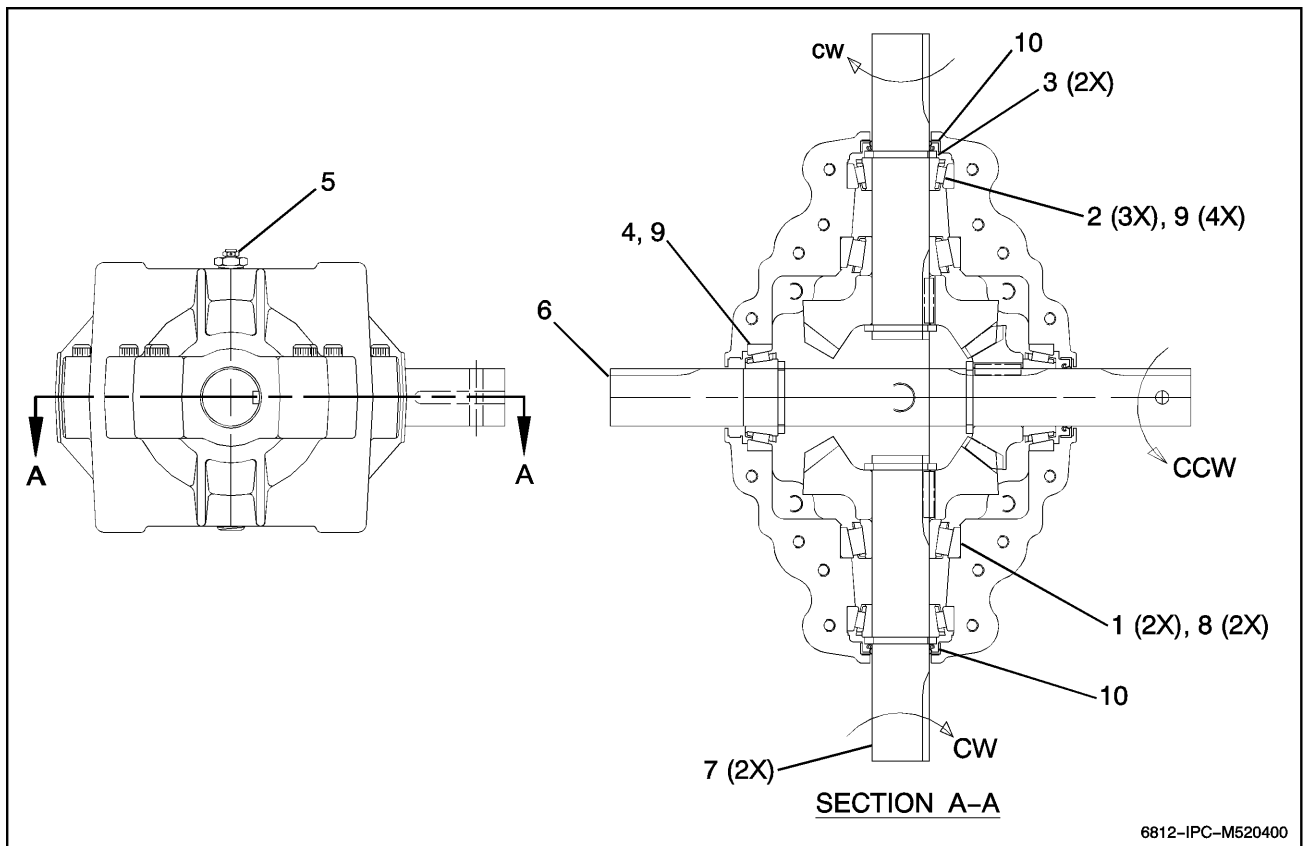


FIG ITEM	PART NUMBER	NOMENCLATURE	UNITS PER ASSY
	M520400	GEARBOX, 1: 1. 857 4 SHAFT	RF
1	V231091P	BEARING, CUP	2
2	235770P	BEARING, CONE	3
3	247670P	RING, RETAINING	2
4	567790P	BEARING, CONE 1-3/4 25580	1
5	247820P	PLUG, PRESSURE RELIEF	1
6	567770P	CROSS SHAFT AND GEAR	1
7	567780P	STUB SHAFT/GEAR	2
8	E072317P	CUP, BEARING	2
9	129770P	CUP, BEARING 4	4
10	247660P	SEAL, OIL	4

- = Not Illustrated

GEARBOX, PUMP DRIVE

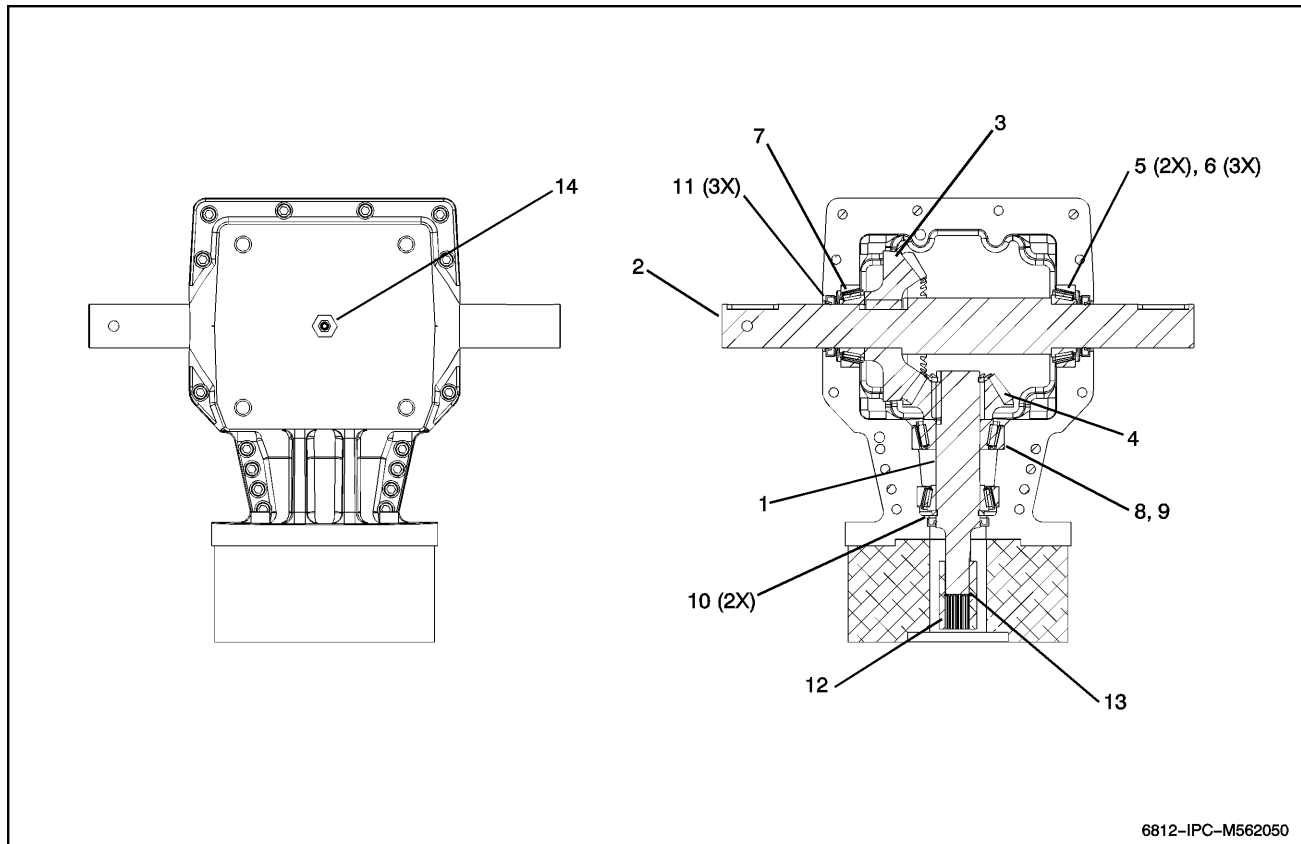


FIG ITEM	PART NUMBER	NOMENCLATURE	UNITS PER ASSY
	562050	GEARBOX, PUMP DRIVE	RF
1	567800P	STUB, SHAFT 1.00 INCH SPLINE	1
2	567810P	SHAFT, CROSS	1
3	247740P	GEAR, 30T	1
4	247790P	GEAR, 20T	1
5	235770P	BEARING, CONE 1.75	2
6	129770P	BEARING, CUP 3.265	3
7	567790P	BEARING, CONE 25580	1
8	E072317P	BEARING, CUP 3.6718	1
9	V241091P	BEARING, CONE 1.75	1
10	247670P	RETAINING RING, EXT. 1.75	2
11	247660P	SEAL, 1.75 TO 2.437	3
12	567820P	COUPLER, SPLINED 15T	1
13	567830P	RETAINING RING	1
14	247820P	PLUG, VENT	1

- = Not Illustrated

GEARBOX, 1:1 RERVERSE, WIDE HEADS

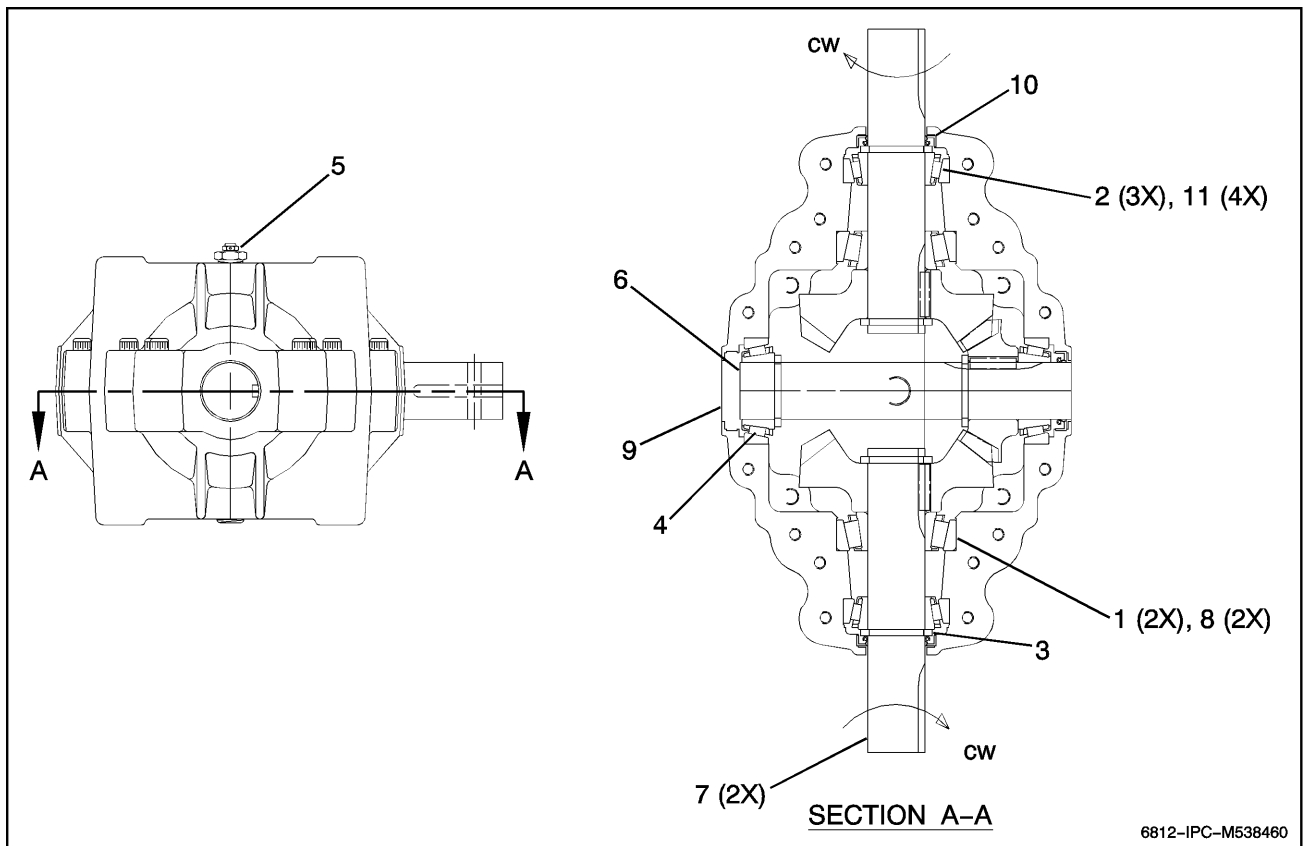


FIG ITEM	PART NUMBER	NOMENCLATURE	UNITS PER ASSY
	M538460	GEARBOX, 1:1 RERVERSE, WIDE HEADS	RF
1	V241091P	BEARING, CUP	2
2	235770P	BEARING, CONE	3
3	247670P	RING, RETAINER	2
4	567790P	BEARING, CONE	1
5	247820P	PLUG, PRESSURE RELIEF	1
6	567850P	CROSS SHAFT AND GEAR	1
7	567840P	STUB SHAFT/GEAR	2
8	E072317P	CUP, BEARING	2
9	247840P	END, CAP	1
10	247660P	SEAL, OIL	4
11	129770P	BEARING, CUP 3.265	4

- = Not Illustrated

DRAPER CHAIN 2007

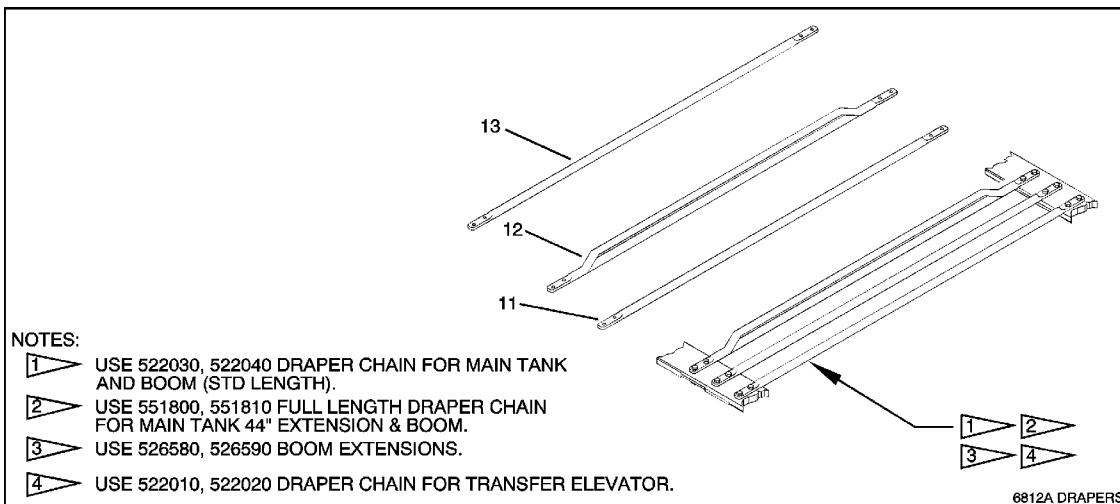
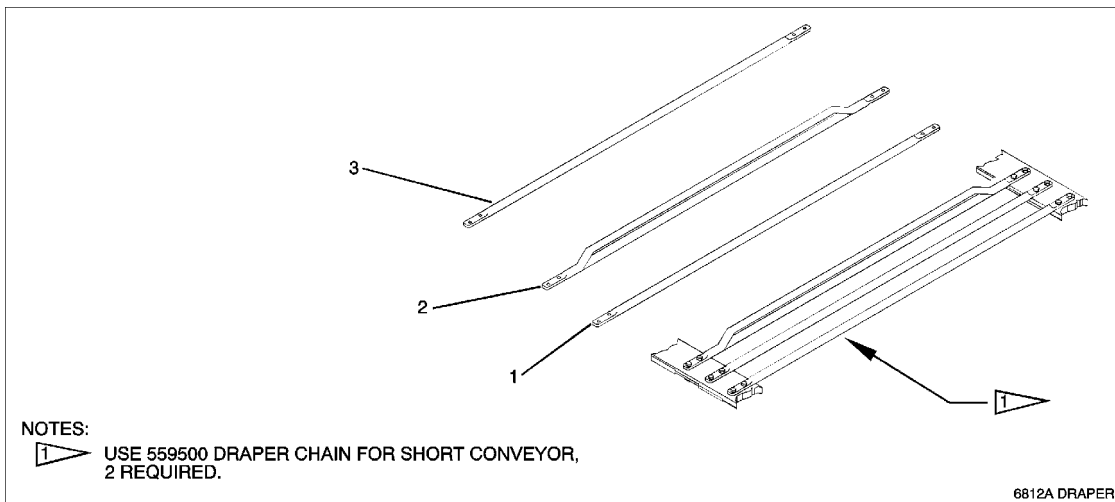
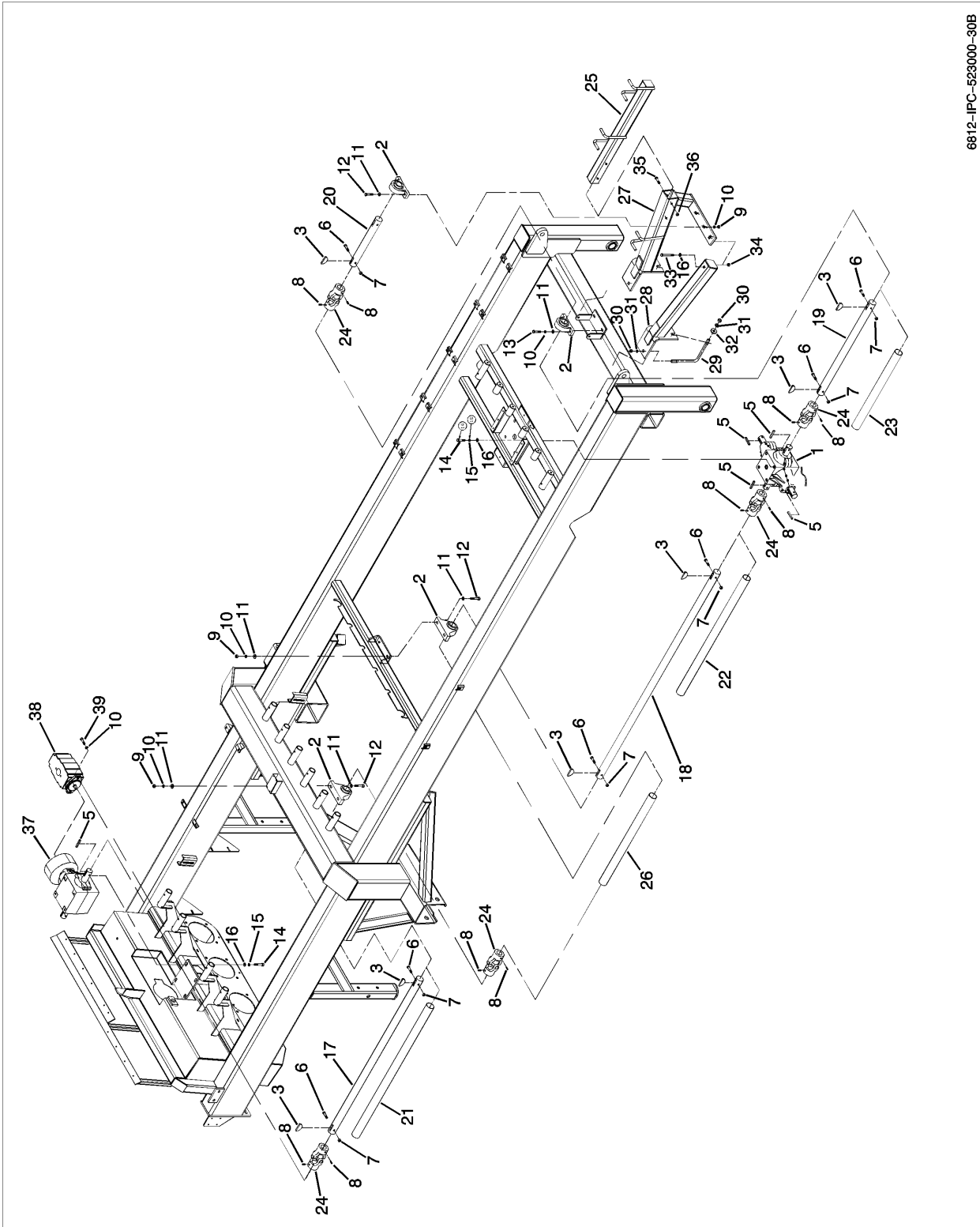


FIG ITEM	PART NUMBER	NOMENCLATURE	UNITS PER ASSY
		DRAPER CHAIN 2007	
1	569540	ROD, 1/2 X 30, STR. STD.	
2	569550	ROD, 1/2 X 30, WELDED FLIGHT	
3	559560	ROD, 1/2 X 30, STR. 0.31 HOLE	
4	268670	PLATE, BACKING	
5	463180	SCREW, SFHCS, 12-28 X 1-1/4	
6	463190	NUT, LOCK 12-28	
7	343300	BELT SPLICE KIT	
8	533950	BACKER PLATE FOR 5/16	
9	533940	BOLT, 5/16-18 X 1-1/2 CTR. SK. HEX SOCKET	
10	181570	NUT, 5/16 LOCK	
11	530990	ROD, 1/2 X 42, STR. STD.	
12	531010	ROD, 1/2 X 42, WELDED FLIGHT	
13	533960	ROD, 1/2 X 42, STR. 5/16 HOLE 2005	
14	533950	BACKER PLATE FOR 5/16	
15	533940	BOLT, 5/16-18 X 1-1/2 CTR. SK. HEX. SOCKET	
16	181570	NUT, 5/16 LOCK	

- = Not Illustrated

**THIS PAGE
LEFT
INTENTIONALLY
BLANK**

DRIVE SHAFT ASSEMBLIES



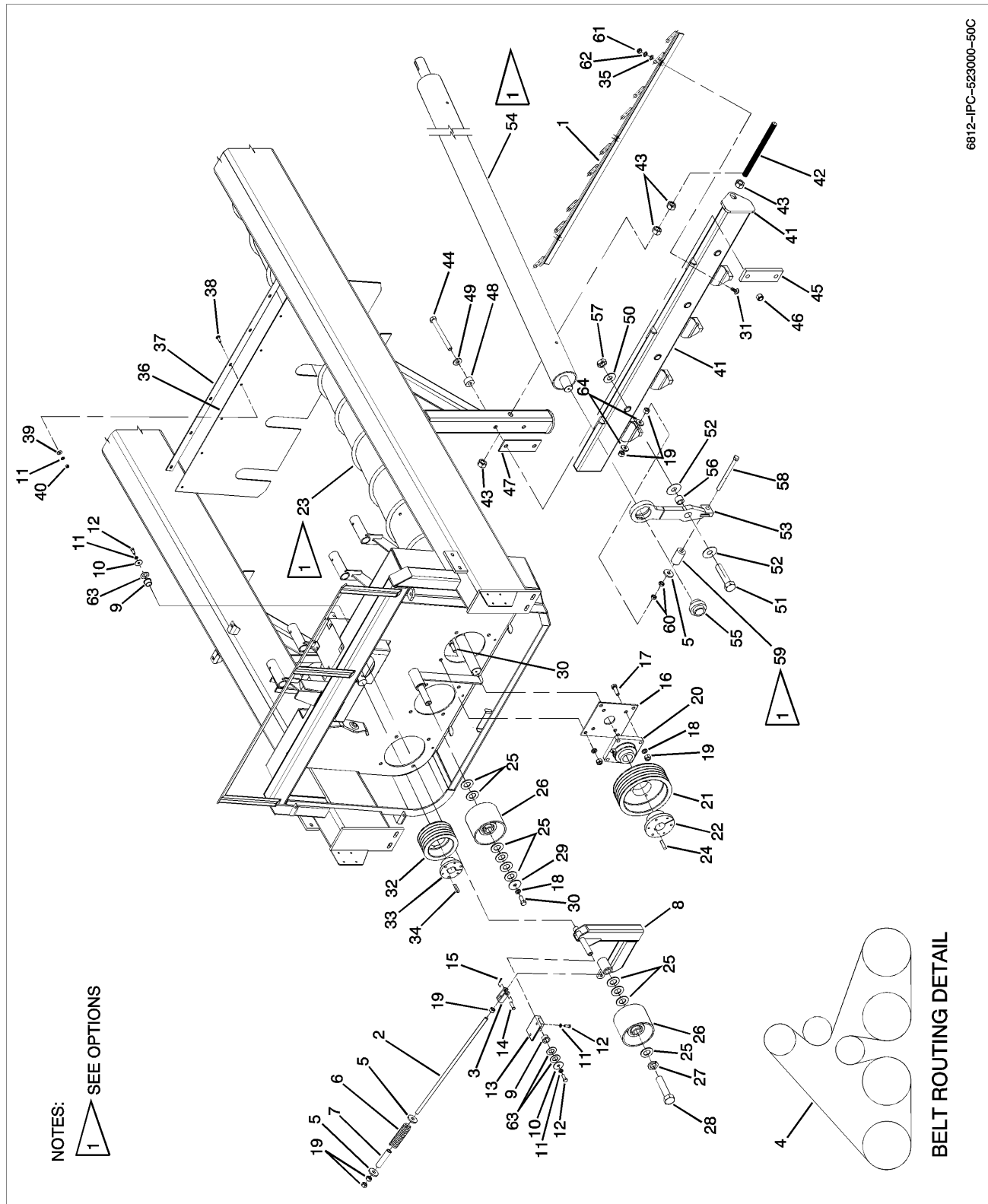
6812-IPC-523000-30B

DRIVE SHAFT ASSEMBLIES

FIG ITEM	PART NUMBER	NOMENCLATURE	UNITS PER ASSY
	523000-30	DRIVE SHAFT ASSEMBLIES	RF
1	520400	GEARBOX, 1:1.857 4 SHAFT	1
2	238420	BRG, PB, 1.75, WIDE, ECC TRIPLE	4
3	231950	KEY, WOODRUFF 3/8 X 2-3/4	7
5	006670	KEY, SQUARE 3/8 X 1-1/2	5
6	1189304	BOLT, HHCS 3/8-16 X 3-1/4	7
7	E552044	NUT, LOCK 3/8-16	7
8	120970	SCREW, HSSS 3/8-16 X 1/2	10
9	005360	NUT, HEX 1/2-13	8
10	005370	WASHER, LOCK 1/2	10
11	120601R1	WASHER, FLAT 0.53 X 1.25 X 0.11	12
12	007080	BOLT, HHCS 1/2-13 X 2-1/2	6
13	023950	BOLT, HHCS 1/2-13 X 2	2
14	025100	BOLT, HHCS 5/8-11 X 1-3/4	8
15	020440	WASHER, LOCK 5/8	8
16	020430	WASHER, FLAT 5/8	9
17	562040	SHAFT, REAR DRIVE 1.75 X 91.06	1
18	526010	SHAFT, MID DRIVE 1.75 X 121.81	1
19	526020	SHAFT, FRT DRIVE 1.75 X 39.41	1
20	538760	SHAFT, PTO JACK 1.75 X 19.88	1
21	526050	SHIELD, REAR SPIN 2.4 X 76.0	1
22	287550	SHIELD, MIDDLE SPIN 2.4 X 67.5	1
23	525970	SHIELD, INNER SPIN 2.4 X 29.5	1
24	286520	U-JOINT, 1.75 RB X 1.75 RB	5
25	563560	JS & HOSE SUPT. EXTENSION	1
26	525950	SHIELD, MIDDLE SPIN 2.4 X 45	1
27	563550	JS & HOSE SUPPORT WLDT.	1
28	552560	BRACE WLDT., RH JS	1
29	538600	BOLT L, 3/4-10 X 8.5 X 8.5	2
30	J14H794	NUT, HEX 3/4-10 GR5 ZN	4
31	036800	WASHER, LOCK 3/4 ZN	4
32	J24H1401	WASHER, FLAT 25/35 X 1-3/4 X 3/16	2
33	G146960	BOLT, HHCS 5/8-11 X 5 GR5 ZN	1
34	038400	NUT, HEX NYLON 5/8-11	1
35	340300	BOLT, HHCS 1/2-13 X 4-1/4	2
36	127890	NUT, LK 1/2-13	2
37	562050	GEARBOX, 1:1.5 REAR & PUMP	1
38	562060	PUMP, TANDEM 3100, 2007	1
39	1770500	BOLT, HHCS 1/2-13 X 1-3/4	2

- = Not Illustrated

GRABROLL DRIVES - REAR



6812-IPC-523000-50C

GRABROLL DRIVES - REAR

FIG ITEM	PART NUMBER	NOMENCLATURE	UNITS PER ASSY
	523000-50	GRABROLL DRIVES - REAR	RF
1	563450	GRABROLL FILLER WLDT.	1
2	564630	ROD, THREADED 5/8-11 X 25.5	1
3	561870	YOKE, WLDT., 5/8-11	1
4	522210	BELT, BANDED 5-5V1800	1
5	340310	WASHER, FLAT 5/8 HEAVY	6
6	231000	SPRING COMPRESSION	1
7	239040	SPACER, SPRING	1
8	562300	ARM WLDT., IDLER 2007	1
9	522600	BUSHING, OILITE, 1 INCH FLANGE	2
10	169280	WASHER, FLAT 13/32 X 1.5 X 0.13	2
11	021180	LW 0.375	11
12	012260	BOLT, HHCS 3/8-16 X 1.0 ZN	4
13	518060	ANGLE, TENSIONER PIVOT	1
14	1071212	PIN, CLEVIS 1/2 X 1-1/2	1
15	124350	PIN, COTTER 1/8 X 1-1/2 ZN	1
16	521990	PLATE, REAR GRABROLL, BRG	4
17	990620	BOLT, HHCS 5/8-11 X 2.0	16
18	020440	WASHER, LOCK 5/8	33
19	1124589	NUT, HEX 5/8-11 ZN	43
20	E072445	BEARING, FLANGE, 2 INCH BORE, W/ LOCK COLLAR	4
21	522140	SHEAVE, 5 GROOVE 10.9 OD	4
22	251230	BUSHING, OD, 2 INCH BORE, E W/ 1/2 INCH KW	4
23	521570	GRABROLL, SPIR. STD. STEEL	4
23A	521580	GRABROLL, SPIR. DOUBLE STEEL	4
23B	521590	GRABROLL, SPIR. POLY	4
24	R66305	KEY SQ., 1/2 X 2.0	4
25	E829022	WASHER, FLAT 1-1/4	10
26	561480	SHEAVE ASSY., IDLER 1.25 ID	2
-26A	561470	SHEAVE WLDT., FLAT 6.62	1
-26B	112550	BEARING, ADAPTER 1-1/4 COD	2
-26C	E642027	RING, SNAP	1
27	E829047	WASHER, LOCK 1-1/4	1
28	522860	BOLT, HHCS 1-1/4-7 X 5-1/2	1
29	561500	WASHER, FLAT 5/8 ID, SPECIAL	1
30	990610	BOLT, HHCS 5/8-11 X 1-1/2 GR5 ZN	17
31	156850	BOLT, CRG 1/2-13 X 1-1/2	3
32	522150	SHEAVE, 5 GROOVE 7.1 OD	1
33	234760	BUSHING, OD, SF 1 3/4 BORE	1
34	021530	KEY, SQ. 3/8 X 2	1
35	005200	WASHER, FLAT 1/2 STD.	1
36	562020	FLAP, REAR 6812A, 2007	1
37	523890	STRAP, BACKING	1
38	035180	BOLT, CRG 3/8-16 X 1-1/4	7
39	021190	WASHER, FLAT 3/8 STD.	7
40	027260	NUT, HEX 3/8-16 GR5 ZN	7
41	518500	REAR TUBE WLDT., GR SUPT.	1
42	518420	ROD, THREADED 1-8 X 14.5	1
43	J14H805	NUT, HEX 1.00-8 GR5 ZN	4
44	1111952	BOLT, HEX 3/4-10 X 8.0 GR5 ZN	4
45	518490	BAR, CAP	2
46	JK40016	NUT, LOCK 3/4-10 GR8 ZN TOP	4
47	530900	BAR, CLAP	2
48	248290	PAD, FLEX, 1/75 X 0.75 X 1.00	4
49	J24H1401	WASHER, FLAT 3/4 X 1-3/4 X 3/1	4
50	990720	WASHER, FLAT 1.00 INCH STD. ZN	4
51	TG0679	BOLT, HEX 1-8 X 4.5	4
52	264740	WASHER, HARDENED 1.00 INCH SHIM	8
53	525560	ARM WLDT., SMOOTH	4
54	521560	GRABROLL SMOOTH POLY	4
54A	521550	GRABROLL SMOOTH STEEL	4

- = Not Illustrated

GRABROLL DRIVES – REAR (CONT.)



FIG ITEM	PART NUMBER	NOMENCLATURE	UNITS PER ASSY
	523000-50	GRABROLL DRIVES – REAR (CONT.)	
55	236490	BEARING, W/ COLLAR, 2	4
56	264730	BUSHING, GRABROLL ARM	4
57	530890	NUT, LOCK 1-8 HEX	4
58	264760	BOLT 5/8-11 X 8.5 GR8 ZN	4
	532770	SPACER, STEEL W/ STEEL ROLLS	4
59	248330	PAD, FLEX, 3.00 L W/ POLY ROLLS	4
60	344630	NUT, JAM 5/8-11 HEX	8
61	005360	NUT, HEX 1/2 ZN	3
62	005370	WASHER, LOCK 1/2 ZN	3
63	003370	WASHER, FLAT 1.0 X 1.5 X 0.045	6
64	035210	WASHER, FLAT 5/8 SAE ZN	8

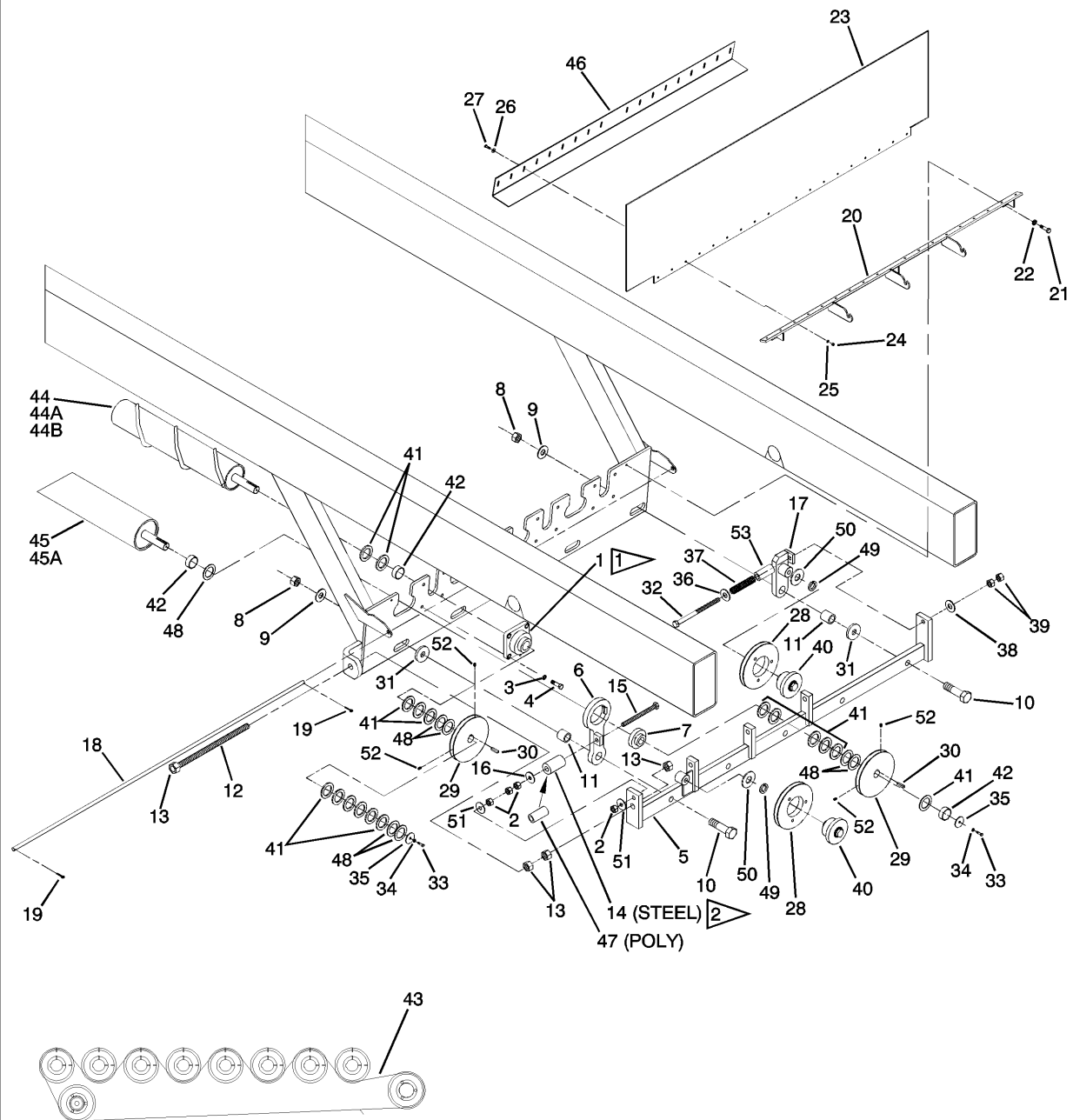
- = Not Illustrated

**THIS PAGE
LEFT
INTENTIONALLY
BLANK**

GRABROLL DRIVES - FRONT

NOTE:

-  1 INSTALL WITH GREASE ZERK POINTING DOWN.
-  2 OPTIONAL USE WITH STEEL ROLLS ONLY.



BELT ROUTING DETAIL

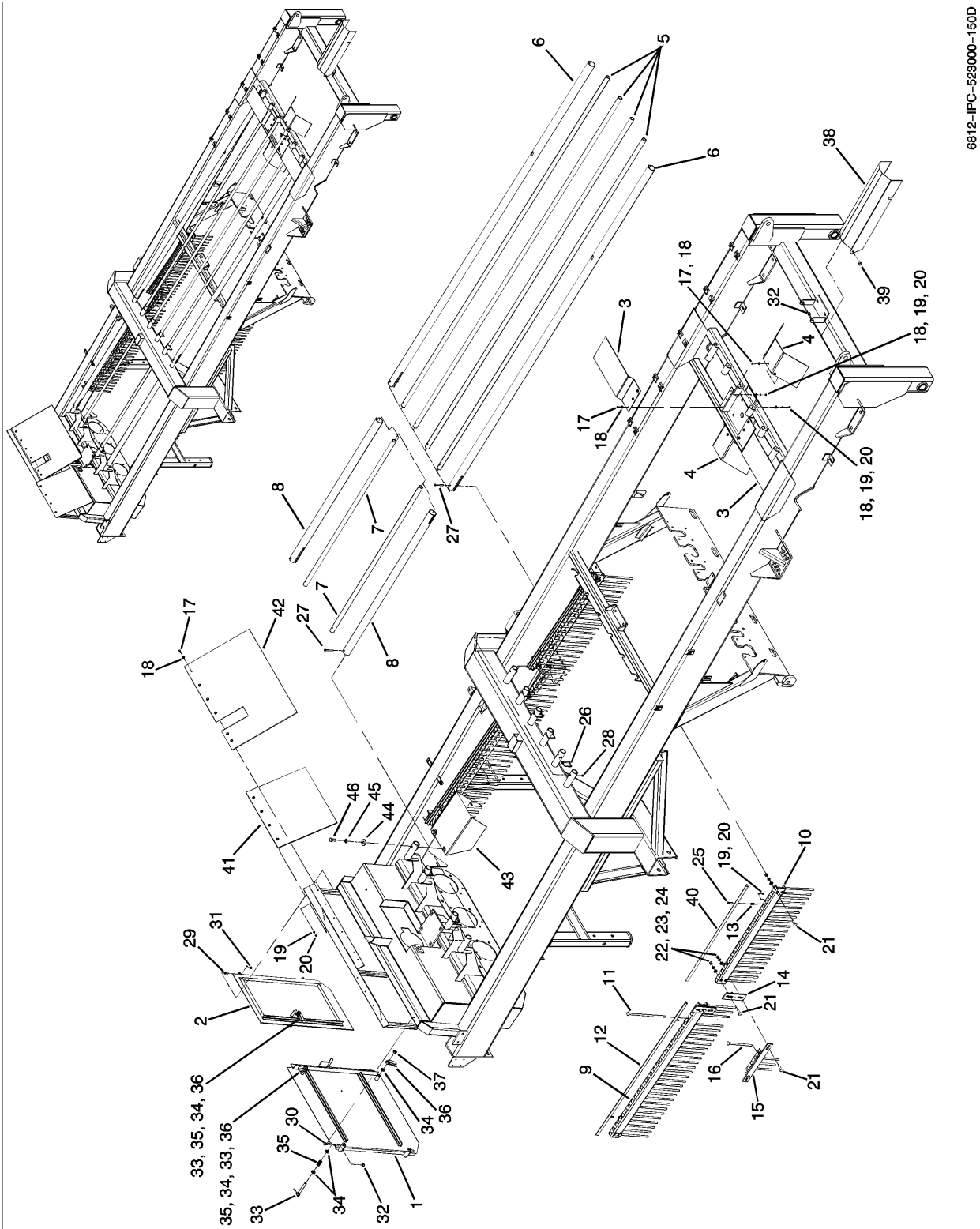
6812-IPC-523000-70C

GRABROLL DRIVES - FRONT

FIG ITEM	PART NUMBER	NOMENCLATURE	UNITS PER ASSY
	523000-70	GRABROLL DRIVES - FRONT	RF
1	E072445	BEARING, FLANGE 4-HOLE	4
2	I124589	NUT, HEX 5/8-11	16
3	020440	WASHER, LOCK 5/8	16
4	990610	BOLT, HHCS 5/8-11 X 1-1/2	16
5	519150	BAR WLDT., GRABROLL ADJ.	1
6	519280	ARM WLDT., INLET END	4
7	501150	BEARING, BALL, 2, WIDE SOD	4
8	530890	NUT, CTR. LOCK, 1-8 HEX	5
9	990720	WASHER, FLAT 1 STD.	5
10	519720	BOLT, HHCS 1-8 X 4	5
11	566150	BUSHING, 1.9 GRABROLL ARM ADJ.	5
12	519730	ROD, THREADED 1-8 X 10	1
13	J14H805	NUT, HEX 1-8	4
14	264800	PAD, FLEX 1.75 OD X 0.75 ID X 3.0 ** (OPTIONAL – USE WITH STEEL ROLLS ONLY) **	4
15	J08H4753	BOLT, HHCS 5/8-11 X 10-1/2	4
16	340310	WASHER, FLAT 0.66 X 2.0 X 0.25	4
17	519180	WLDT., IDLER ARM	1
18	525490	ROD, RUBBER DEFLECT, SUPT.	1
19	035850	PIN, COTTER 0.16 X 1.25	2
20	531660	MOUNT WLDT., RUBBER DEFLECT	1
21	022420	BOLT, HHCS 3/8-16 X 3/4	3
22	021180	WASHER, LOCK 3/8	3
23	525460	DEFLECTOR, RUBBER, FRONT	1
24	027660	NUT, HEX 1/4-20	18
25	029440	WASHER, LOCK 1/4	18
26	023260	WASHER, FLAT 1/4	18
27	042960	BOLT, HHCS 1/4-20 X 1.0	18
28	522250	SHEAVE, 1C, 6.4 OD	2
29	522240	SHEAVE, 1C, 6.0 OD, 2 BORE	8
30	525280	KEY, SQ. 0.5 X 1.25	8
31	566160	DISK, ARM SPACER	5
32	231070	ROD WLDT., TAKE-UP 15 INCHES	1
33	031080	BOLT, HHCS 1/2-13 X 1.0	8
34	005370	WASHER, LOCK 1/2	8
35	509820	WASHER, FLAT, 2.38 OD X 0.56 ID	8
36	J24H1344	WASHER, FLAT 0.53 X 2.0 X 0.25	1
37	231000	SPRING, COMP 1.62 X 7.25	1
38	005200	WASHER, FLAT 1/2	1
39	005360	NUT, HEX 1/2-13	2
40	522260	BUSHING, W/ BEARING	2
41	396120	BUSHING, MACH 2.03 X 3.0 X 0.14	70
42	527210	SPACER, 2.25 X 2.03 X 0.88	12
43	522270	BELT, DOUBLE CC158	1
44	521570	GRABROLL, SPIRAL, STD. STEEL	4
44A	521580	GRABROLL, DBL. SPIRAL, STEEL	4
44B	521590	GRABROLL, SPIRAL, POLY	4
45	521550	GRABROLL, SMOOTH STEEL	4
45A	521560	GRABROLL, SMOOTH POLY	4
46	552140	ANGLE, RUBBER HOLD DOWN	1
47	532770	SPACER, STEEL, 0.68 ID X 2.94 ** (OPTIONAL – USE WITH POLY ROLLS ONLY) **	4
48	I21787R1	BUSHING, MACH 2.03 X 3.0 X 16 GA	40
49	036800	WASHER, LOCK 3/4	2
50	I131017	WASHER, FLAT 3/4 SAE	2
51	035210	WASHER, FLAT 5/8 SAE	8
52	120970	SCREW, SHSS 3/8 X 1/2 LOCK	16
53	239040	SPACER, SPRING LENGTH	1

- = Not Illustrated

GRATE & RUBBER DEFLECTORS



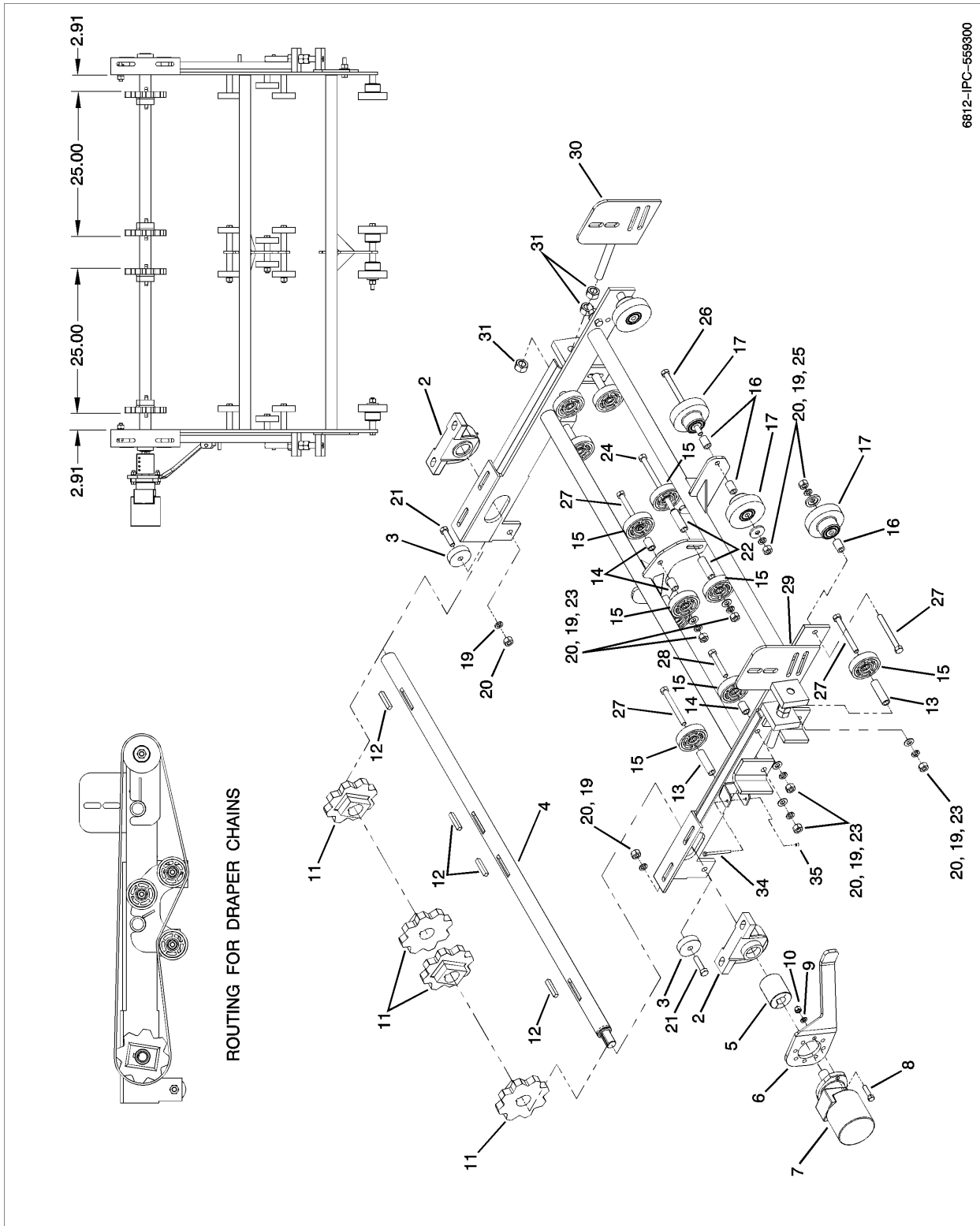
6812-IPC-523000-150D

GRATE & RUBBER DEFLECTORS

FIG ITEM	PART NUMBER	NOMENCLATURE	UNITS PER ASSY
	523000-150	GRATE & RUBBER DEFLECTORS	RF
1	562120	DOOR WLDT., RH	1
2	522340	DOOR WLDT., REAR LH	1
3	526730	DEFLECTOR, RUBBER	2
4	526720	DEFLECTOR, RUBBER	2
5	526690	PIPE, GRATE FRONT	4
6	552250	PIPE, WIRE ENCLOSURE, GRATE 139.00	2
7	562000	PIPE, GRATE REAR	2
8	562010	PIPE, WIRE ENCLOSURE	2
9	525550	CHANNEL, GRATE	2
10	559770	CHANNEL, GRATE	2
11	347540	ROD, GRATE	100
12	525580	ANGLE, CAP	2
13	525590	SPACER	8
14	532090	STRAP, GRATE MTG.	4
15	532100	GRATE, WLDT., AXLE	2
16	532050	ROD, GRATE	8
17	042860	BOLT, HEX 0.2500-20 X 1.0 X 1.0-N	22
18	023260	FW 1/4 STD.	34
19	029440	LW 0.25	30
20	027660	NUT, HEX 0.2500-20-D-N	30
21	025390	BOLT, HRSN 0.5-13 X 1.75 X 1.75-N	20
22	005200	FW 0.5	20
23	005370	WASHER, LOCK 1/2 ZN	20
24	005360	NUT, HEX 1/2-13	20
25	223540	BOLT, HEX 0.2500-20 X 1.75 X 1.75-N	8
26	R18660	SNAPPER PIN 0.31 X 2.75 USABLE LENGTH	6
27	160230	BOLT, HHCS 5/16-18 X 3.0 GR ZN	4
28	181570	NYLON INSERT LOCK NUT, 5/16-18 UNC	4
29	012260	BOLT, HEX 0.3750-16 X 1.0 X 1.0-N	2
30	1770500	BOLT, 1/2-13 X 1-3/4 GR5 ZN	2
31	E552044	NYLON INSERT LOCKNUT, 3/8-16 UNC	2
32	037540	NUT, LOCK 1/2-13 GR5 ZN NYLON	4
33	518840	HANDLE WLDT., DOOR	3
34	035210	FW 0.625	9
35	518900	SPRING, COMP.	3
36	518850	LATCH WLDT., DOOR	3
37	V062140	NUT, JAM 5/8-11 HEX ZN GR5	3
38	538070	SHIELD, J. S. FRONT	1
39	010730	BOLT, HEX 1/2-13 X 1.25 INCH GR5 ZN	2
40	561840	ANGLE, CAP 41.00 INCHES	2
41	562090	GUARD, REAR DRIVE	1
42	562030	GUARD, REAR DRIVE	1
43	569650	SHIELD, REAR	1
44	020430	WASHER, FLAT 5/8 STD	2
45	020440	WASHER, LOCK 5/8	2
46	990600	HHCS 5/8-11 X 1-1/4 GR5 ZN	2

- = Not Illustrated

SHORT CONVEYOR ASSY

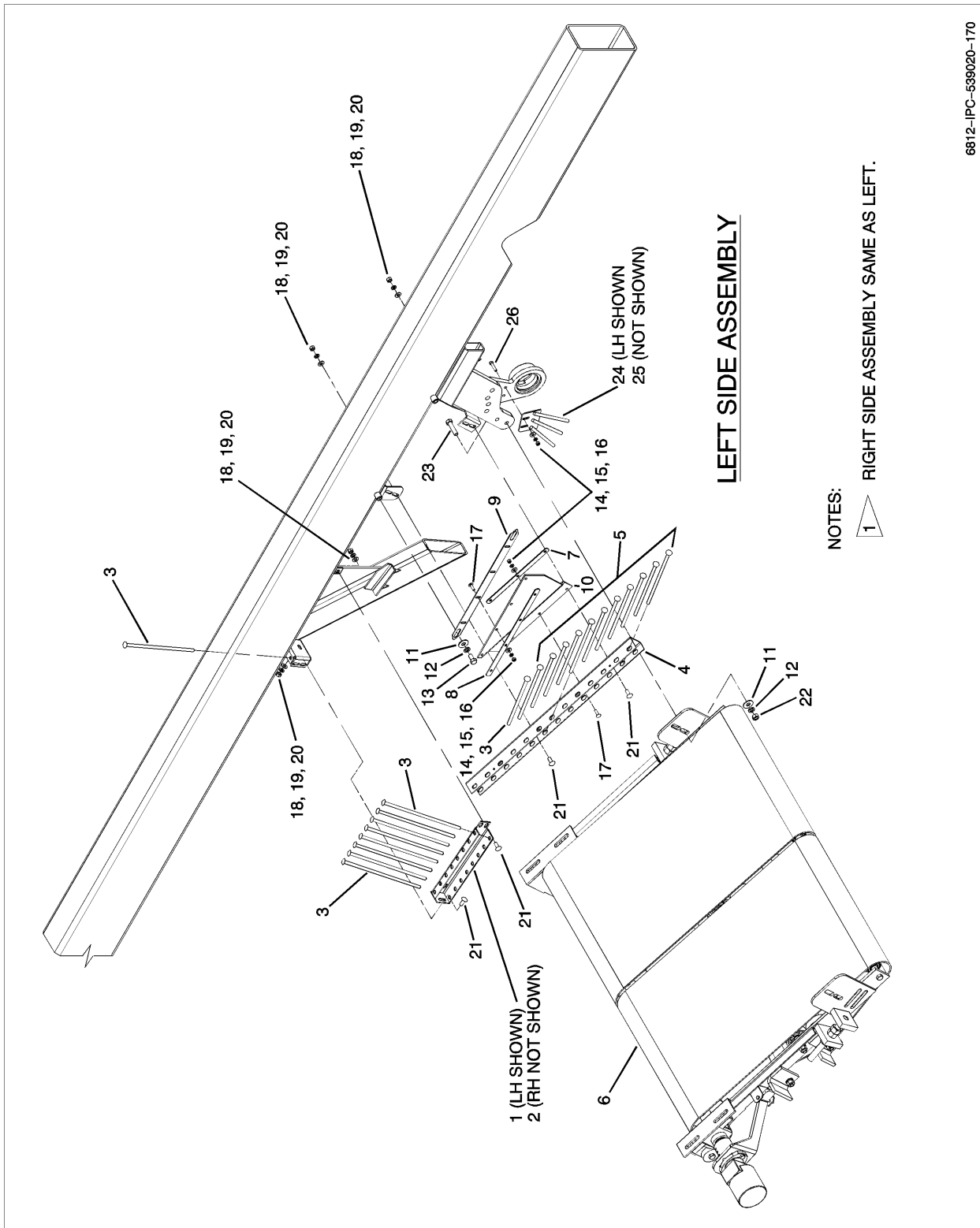


SHORT CONVEYOR ASSY

FIG ITEM	PART NUMBER	NOMENCLATURE	UNITS PER ASSY
	559300	SHORT CONVEYOR ASSY	RF
1	559310	SHORT CONVEYOR	1
2	E072358	PB BEARING, 2.0 BORE	2
3	569660	BUSHING, SHORT	2
4	559450	SHAFT, DRIVE, SHORT	1
5	561820	COUPLER, 1-1/4	1
6	559470	ARM, TORQUE	1
7	538490	MOTOR, HYD TG 17.1	1
8	023950	BOLT, HHCS 1/2-13 X 2 GR5 ZN	2
9	005370	WASHER, LOCK 1/2 ZN	2
10	005360	NUT, HEX 1/2-13	2
11	559440	SPROCKET, 9T/.50	4
12	042040	KEY, SQUARE 1/2 X 2-3/4	4
13	559480	SPACER, 1 INCH O. D. X 0.156W	4
14	E724252	SPACER	4
15	343280	ROLLER, RUBBER 4.00 DIA.	4
16	516560	STANDOFF	4
17	523580	ROLLER, SOLID STEEL	4
18	559500	CHAIN, BELTED, 50MM, 51P	2
19	020440	WASHER, LOCK 5/8	11
20	I124589	HNUT 0.6250-11-D-ZN	11
21	023110	BOLT, HHCS 5/8-11 X 2.5 GR5 ZN	2
22	JN144798	TRUNION, WHEEL RETAINER	4
23	035210	FW 0.625	6
24	E672073	HBOLT 0.6250-11 X 8.5 X 8.5-N	2
25	526490	CAP, ROLLER SEAL	2
26	G146668	HBOLT 0.6250-11 X 8.5 X 8.5-N	1
27	201660	BOLT, HHCS 5/8-11 X 6 INCH GR5 ZN	4
28	056720	BOLT, HHCS 5/8-11 X 4	1
29	559590	ADJUSTMENT WLDT, RH	1
30	559950	ADJUSTMENT WLDT, LH	1
31	J14H805	NUT, HEX 1.00-8 GR5 ZN	6
32	990680	HBOLT 0.6250-11 X 3	1
33	020430	WASHER, FLAT 5/8 STD	1
34	V054934	HBOLT 0.3125-18 X 0.625 X 0.625-N	1
35	025670	HNUT 0.3125-18-D-N	1

- = Not Illustrated

SHORT CONVEYOR GRATE AND PIN ASSEMBLY

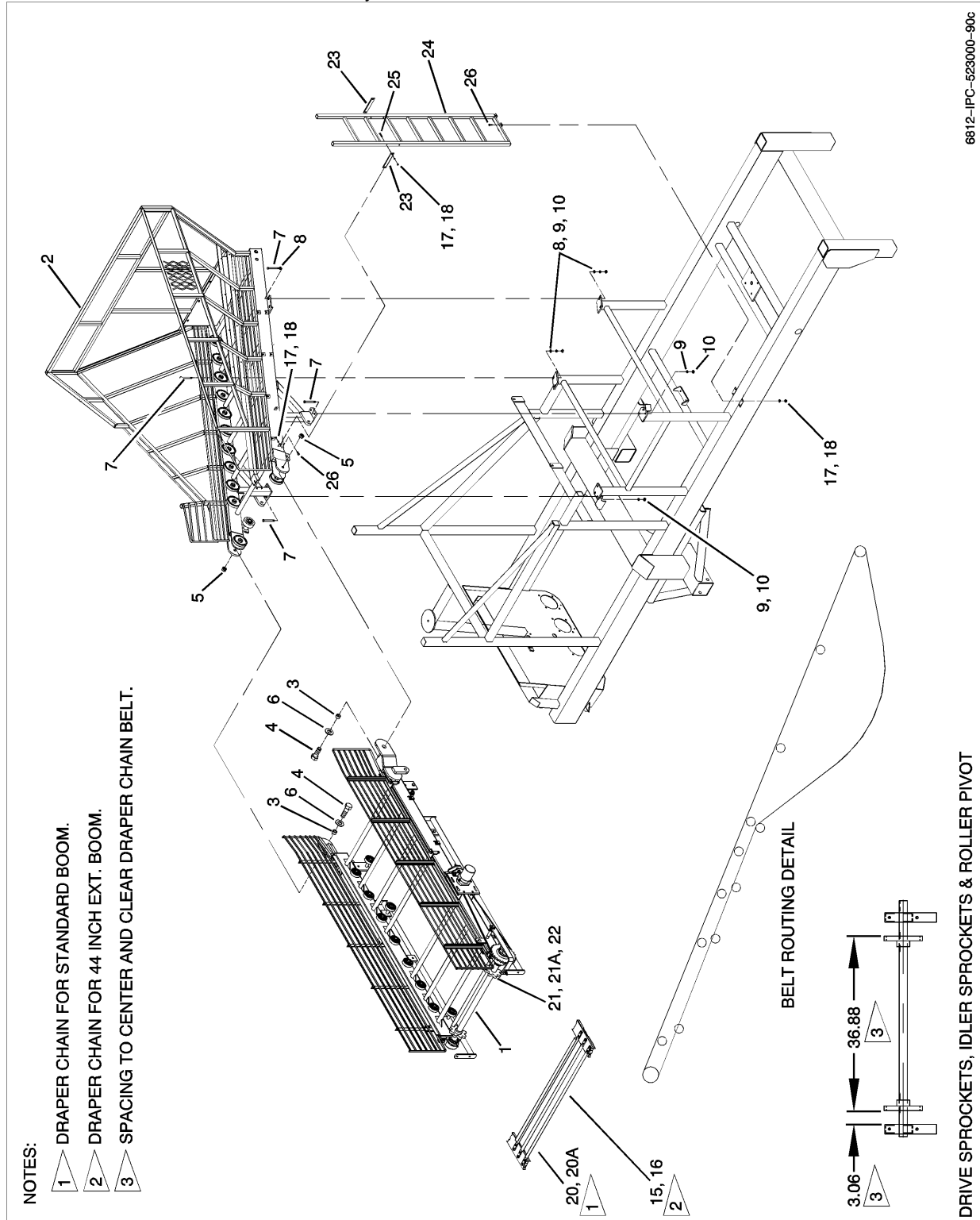


SHORT CONVEYOR GRATE AND PIN ASSEMBLY

FIG ITEM	PART NUMBER	NOMENCLATURE	UNITS PER ASSY
	539020-170	SHORT CONVEYOR GRATE AND PIN ASSEMBLY	RF
1	559700	GRATE WLDT, LH	1
2	559710	GRATE WLDT, RH	1
3	347540	ROD, GRATE 0.5 X 14.75	10
4	559750	CHANNEL, LH SHORT	1
5	264190	ROD, GRATE 0.5 X 16.50	11
6	559300	SHORT CONVEYOR	1
7	569710	PLATE, RUBBER	1
8	569620	PLATE, RUBBER	1
9	569610	PLATE, UPPER	1
10	569630	RUBBER, CONVEYOR	1
11	020430	WASHER, FLAT 5/8 STD	4
12	020440	WASHER, LOCK 5/8	4
13	990600	HHCS 5/8-11 X 1-1/4 GR5 ZN	2
14	021190	WASHER, FLAT 3/8 STD 7/16 X 1.0 X 5/64 ZN	9
15	021180	LW 0.375	9
16	027260	HNUT 0.3750-16-GR5 ZN	9
17	035180	RHSSNBOLT 0.375-16 X 1.25 X 1.25-N	7
18	005200	FW 0.5	8
19	005370	WASHER, LOCK 1/2 ZN	8
20	005360	NUT, HEX 1/2-13	8
21	030470	BOLT, CRG 1/2-13 X 1-1/2 SSN GR5 ZN	8
22	020450	NUT, HEX 5/8-11	2
23	990680	BOLT, HHCS 5/8-11 x 2-3/4 GR5 ZN	2
24	569590	FILLER WLDT, LH SHORT	1
25	569580	FILLER WLDT, RH SHORT	1
26	018150	HBOLT 0.3750-16 x 1.75 x 1.75-N	2

- = Not Illustrated

6812A Basic Unit Tank & Boom Assembly



6812A BASIC UNIT TANK & BOOM ASSEMBLY

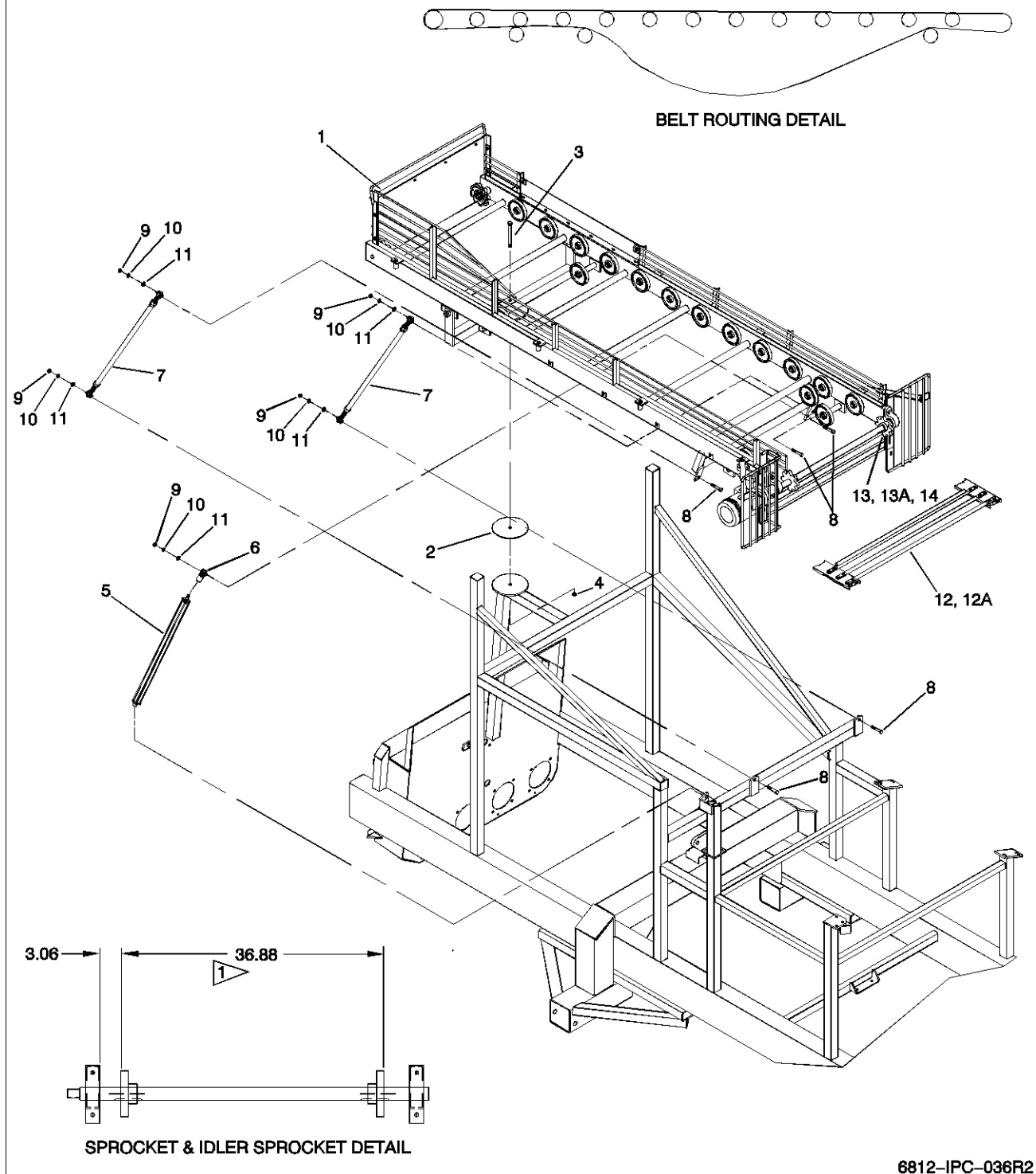
FIG ITEM	PART NUMBER	NOMENCLATURE	UNITS PER ASSY
	5230000-90	6812A BASIC UNIT TANK & BOOM ASSEMBLY	RF
1	561110	CONVEYOR ASSEMBLY, BOOM	1
2	527190	TANK ASSEMBLY	1
3	524040	BUSHING, ELEV. PIVOT	2
4	R66338	BOLT, HHCS 1-8 X 3 GR5 ZN	2
5	990510	NUT, LOCK 1-8 HEX GR5 ZN	2
6	042180	WASHER, FLAT 1 X 2 X 3/16	2
7	990620	BOLT, HHCS 5/8-11 X 2 GR5 ZN	10
8	020430	WASHER, FLAT 5/8 STD.	8
9	020440	WASHER, LOCK 5/8 REG	10
10	1124589	NUT, HEX 5/8-11 GR5 ZN	10
15	551800	CHAIN, BELTED 50MM X 322P	1
16	551810	CHAIN, BELTED 56MM X 288P	1
17	027260	NUT, HEX 3/8-16 GR5 ZN	8
18	021180	WASHER, LOCK 3/8 X 11/16	8
20	522030	CHAIN, BELTED 50MM X 277	1
20A	522040	CHAIN, BELTED 56MM X 248	
21	558710	SPROCKET 12T, 50MM, 2B W/ P	21
21A	558700	SPROCKET 10T, 56MM, 2B W/ P	2
22	E388049	KEY, 1/2 X 3	2
23	523850	STRAP, LADDER MOUNT	2
24	524270	LADDER, WLDT.	1
25	990820	BOLT, HHCS 3/8-16 X 3	2
26	006690	BOLT, HHCS 3/8-16 X 1-1/4	6

- = Not Illustrated

TRANSFER CONVEYOR ASSEMBLY

NOTE:

 SPACING TO CENTER AND CLEAR DRAPER CHAIN BELT



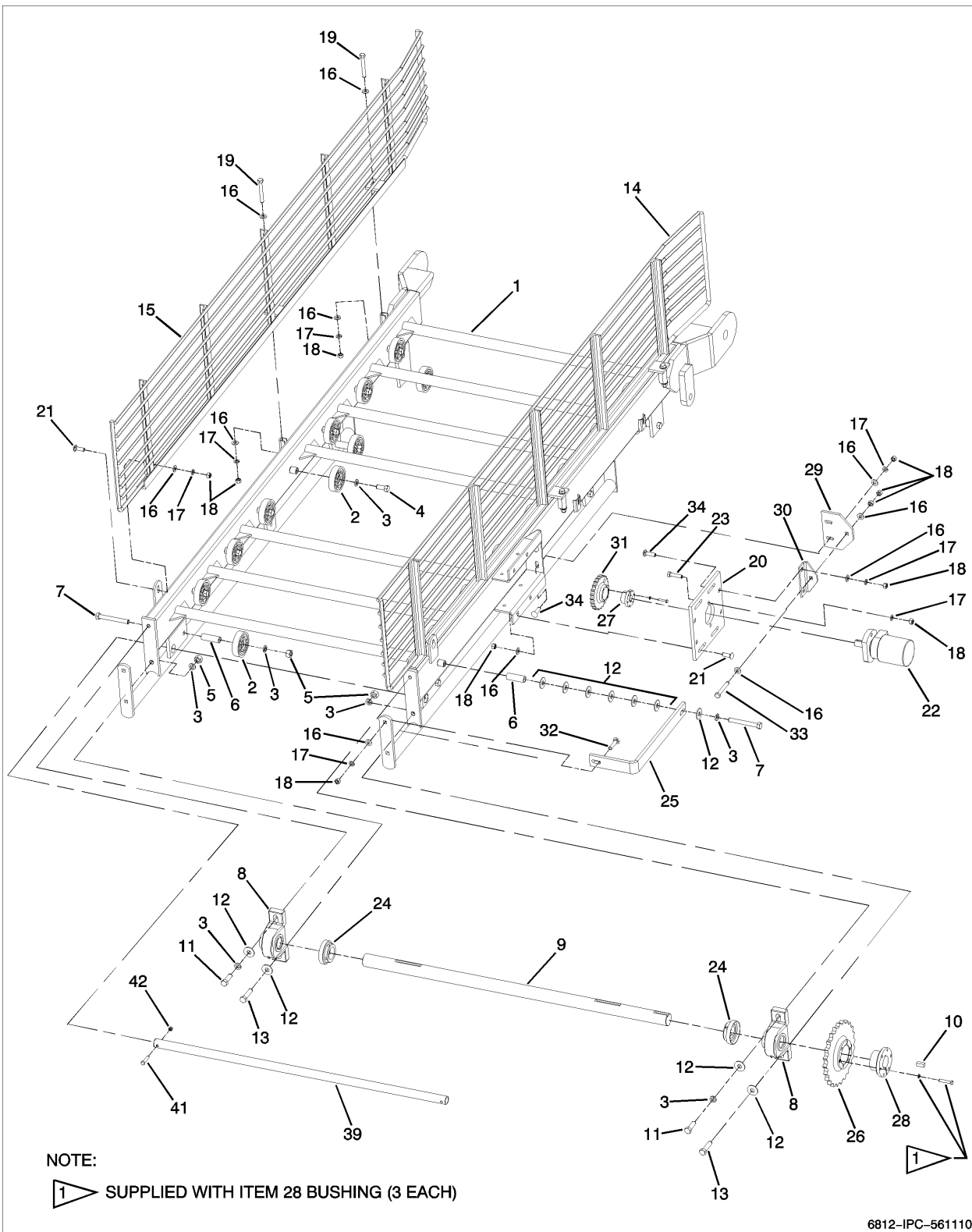
6812-IPC-036R2

TRANSFER CONVEYOR ASSEMBLY

FIG ITEM	PART NUMBER	NOMENCLATURE	UNITS PER ASSY
	523000-100	TRANSFER CONVEYOR ASSEMBLY, 6812A	
1	527170	CONVEYOR ASSY, TRANSFER	1
2	526430	DISK, PIVOT, WEAR	1
3	991050	BOLT, HHCS 3/4-10 X 8-1/2	1
4	JK40016	NUT, LOCK 3/4-10 GR8 ZN	1
5	256240	CYLINDER, HYD, 3.0 X 30.0	1
6	525360	BALL WLDT, ROD END	1
7	527200	ARM ASSY, PARALLEL	2
-7A	525290	* ARM WLDT, PARALLEL (SUB-PART OF ITEM 7)	NA
-7B	525310	* BALL WLDT, PARALLEL, RH THREAD (SUB PART OF ITEM 7)	NA
-7C	525300	* BALL WLDT, PARALLEL, LH THREAD (SUB-PART OF ITEM 7)	NA
8	990830	BOLT, HHCS 3/4-10 X 3-1/2	5
9	J14H794	NUT, HEX 3/4-10 GR5 ZN	5
10	036800	WASHER, LOCK 3/4	5
11	I131017	WASHER, FLAT 3/4	5
12	522010	CHAIN, BELTED, 50MM X 174 (SEE DRAPER CHAIN SECTION FOR PARTS)	1
-12A	522020	CHAIN, BELTED, 56MM X 155 (SEE DRAPER CHAIN SECTION FOR PARTS)	1
13	533020	SPROCKET, 9T/O.50, 50MM, SPLIT	2
-13A	523560	SPROCKET, 8T – 56MM W/O PINS	2

- = Not Illustrated

CONVEYOR ASSEMBLY BOOM 2007

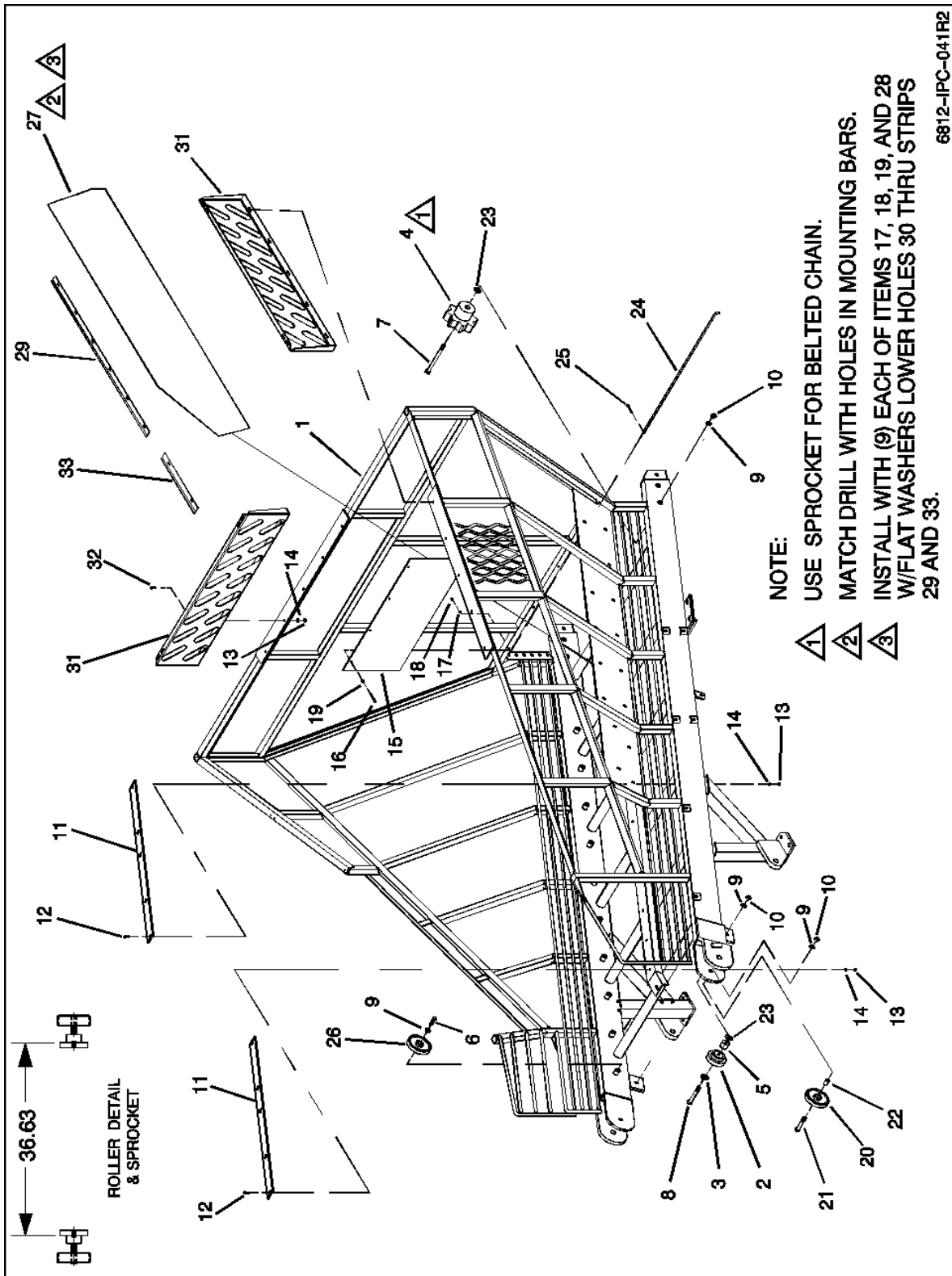


CONVEYOR ASSEMBLY BOOM 2007

FIG ITEM	PART NUMBER	NOMENCLATURE	UNITS PER ASSY
	561110	CONVEYOR ASSEMBLY BOOM 2007	RF
1	558630	WLDT, CONVEYOR	1
2	343280	ROLLER, RUBBER 4.00 DIA	20
3	020440	WASHER, LOCK 5/8	25
4	990610	BOLT, HHCS 5/8-11 X 1-1/2 GR5 ZN	14
5	1124589	NUT, HEX 0.6250-11-D-ZN	8
6	532770	SPACER	7
7	031490	BOLT, HEX 0.6250-11 X 5.0 X 5.0-N	7
8	E072358	PB BEARING, 2.0 BORE	2
9	558660	SHAFT, DRIVE	1
10	525280	KEY, SQUARE 1/2 INCH X 1.25	1
11	990620	BOLT, HHCS 5/8-11 X 2	2
12	020430	WASHER, FLAT 5/8 STD	11
13	023110	HHCS 5/8-11 X 2.5 GR5 ZN	2
14	527240	GRATE WLDT, FRONT	1
15	527220	GRATE WLDT, FRONT	1
16	005200	FW 0.5	21
17	005370	WASHER, LOCK 1/2 ZN	13
18	005360	NUT, HEX 1/2-13	19
19	031870	BOLT, HEX 0.5000-13 X 3.75 X 3.75-N	4
20	558670	PLATE, BOOM MOTOR	1
21	E096046	BOLT, RHSN 0.5-13 X 2.25 X 2.25-N	6
22	538500	MOTOR, HYD. TG 20.6	1
23	023950	BOLT, HHCS 1/2-13 X 2 GR5 ZN	2
24	476410	COLLAR, PROT., LOCK	2
25	561100	BAR, DRIVE	1
26	P99649	SPROCKET, 80SF32	1
27	558650	BUSHING, QD, SH 1.25 INCH BORE, 1.31 INCH KW	1
28	251220	BUSHING, QD, SF 2.00 INCH BORE, 0.50 INCH KW	1
29	558690	BRACKET, BOLT-ON	1
30	558680	ANGLE, TAKE-UP	1
31	558640	SPROCKET, H80SH12	1
32	005210	BOLT, RHSN 0.5-13 X 2.25 X 2.25-N	1
33	007080	BOLT, HEX 0.5000-13 X 2.5 X 1.25-N	1
34	025390	BOLT, RHSN 0.5-13 X 1.75 X 1.75-N	4
39	563750	PIPE, BOOM	1
40	462400	CHAIN, ROLLER 80H X 95P INCL C	1
41	018150	BOLT, HEX 0.3750-16 X 1.75 X 1.75-N	2
42	023060	NUT, LOCK 3/8-16 2 WAY	2

- = Not Illustrated

TANK ASSEMBLY

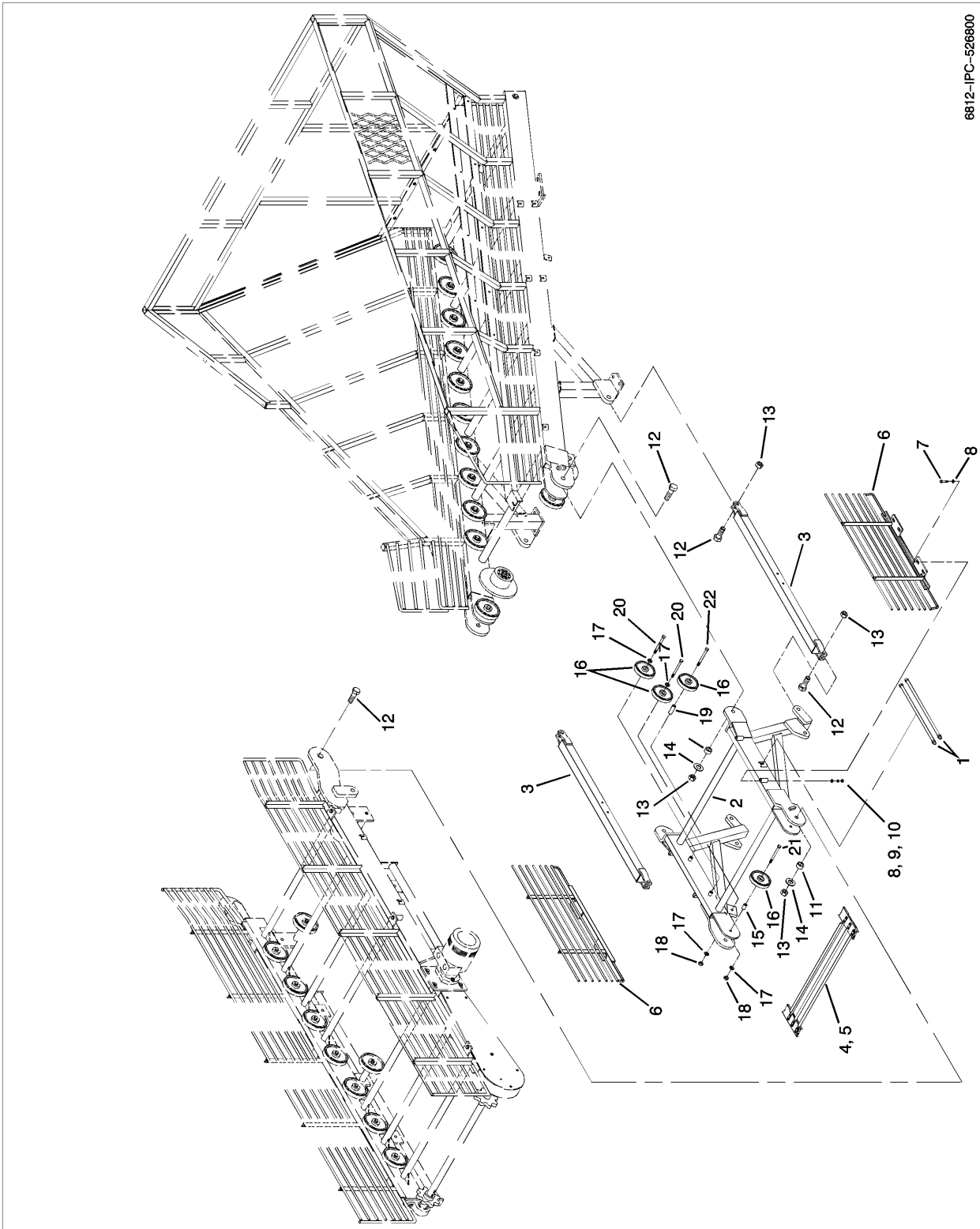


TANK ASSEMBLY

FIG ITEM	PART NUMBER	NOMENCLATURE	UNITS PER ASSY
	527190	TANK ASSEMBLY	RF
1	523740	TANK WLDT., 6812A BH	1
2	523580	ROLLER, 5 INCH OD, 0.62 DIA. MTG.	2
3	526490	CAP, ROLLER	2
4	551380	SPROCKET, IDLER, 8T, 50MM, 5/8 BORE	2
-4A	551390	SPROCKET, IDLER, 8T, 56MM, 5/8 BORE	2
5	516560	STANDOFF, 0.62 X 1.50	2
6	990610	BOLT, HHCS 5/8-11 X 1-1/2	22
7	262620	BOLT, HHCS 5/8-11 X 8.0	2
8	201660	BOLT, HHCS 5/8-11 X 6.0	2
9	020440	WASHER, LOCK 5/8 REG	28
10	1124589	NUT, HEX 5/8-11 GR5 ZN	6
11	531910	STRIP, WEAR, UHMW, 1.0 INCH THICK	2
12	395840	SCREW, FCHMS 3/8-16 X 1-1/4 GR5	8
13	027260	NUT, HEX 3/8-16 GR5 ZN	20
14	021180	WASHER, LOCK 3/8 X 11/16	20
15	523950	FLAP, RUBBER, ELEV. END	1
16	022910	BOLT, HHCS 5/16-18 X 2-1/4	4
17	023620	WASHER, LOCK 5/16	21
18	023630	NUT, HEX 5/16-18 GR5 ZN	21
19	022920	WASHER, FLAT 5/16 STD	21
20	343280	ROLLER, RUBBER 4.0 DIA.	2
21	1271729	BOLT, HHCS 5/8-11 X 3-1/2	2
22	E724252	SPACER, 0.69 X 5/32 W X 1.5 L	2
23	020430	WASHER, FLAT 5/8 STD	6
24	522790	ROD, LH	6
25	116820	PIN, COTTER 1/16 X 3/4 ZN	6
26	247100	ROLLER RUBBER, 5 DIA.	22
27	539570	FILLER, FRONT PANEL, POLY	1
28	005900	BOLT, HHCS 5/16 X 1.0	9
29	539580	STRIP, BACKING	1
30	254060	BOLT, SNCB, 5/15 X 1.0	8
31	539590	EXTENSION	2
32	170530	BOLT, SNCB, 3/8 X 1.0	8
33	551750	STRIP, BACKER, SHORT	1

- = Not Illustrated

BOOM EXTENSION 12R22 (44 INCH)

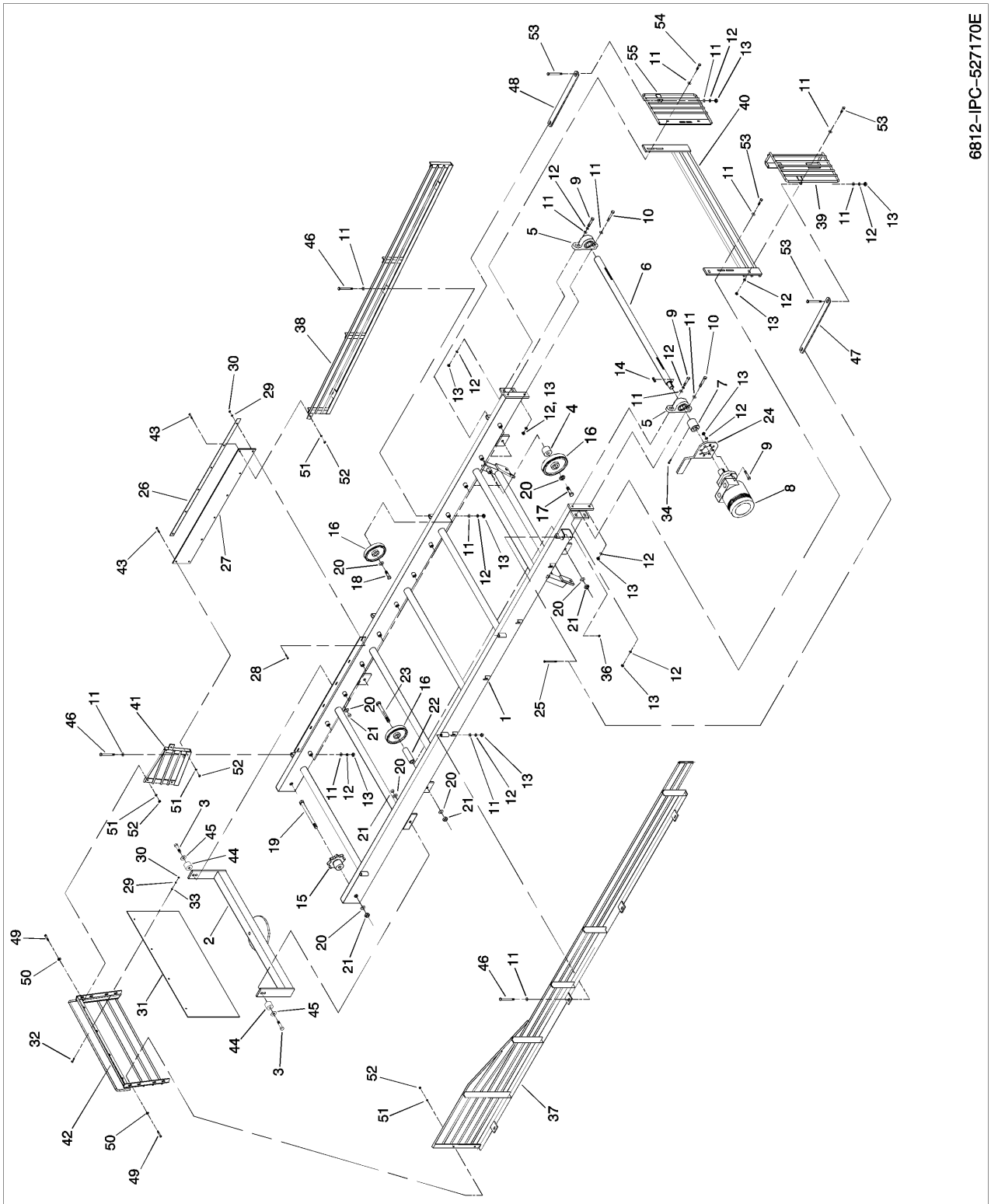


BOOM EXTENSION 12R22 (44 INCH)

FIG ITEM	PART NUMBER	NOMENCLATURE	UNITS PER ASSY
	526800	BOOM EXTENSION 12R22 (44 INCH)	RF
1	526830	HOSE, HYD. 5/8 X 44	2
2	524010	BOOM WLDT., 44 INCH EXT.	1
3	524100	ARM WLDT., EXT. SUPT.	2
4	526570	CHAIN, BELTED 50MM	1
5	526560	CHAIN, BELTED 56MM	1
6	530540	GRATE WLDT., 44 INCH EXT.	2
7	031870	BOLT, HHCS 1/2-13 X 3-3/4	4
8	005200	WASHER, FLAT 1/2	8
9	005370	WASHER, LOCK 1/2	4
10	005360	NUT, HEX 1/2-13	4
11	524040	BUSHING, ELEV. PIVOT	2
12	R66338	BOLT, HHCS 1-8 X 3	6
13	990510	NUT, LOCK 1-8 HEX	6
14	042180	WASHER, FLAT 1 X 2 X 3/16	2
15	E724252	SPACER, 1 OD X 5/32 W X 1-1/2 LG	2
16	343280	ROLLER, RUBBER 4.0 DIA	8
17	020440	WASHER, LOCK 5/8	8
18	1124589	NUT, HEX 5/8-11	4
19	532770	SPACER, 1.0 OD X 0.69 X 2.94	2
20	990610	BOLT, HHCS 5/8-11 X 1-1/2	4
21	056720	BOLT, HHCS 5/8-11 X 4	2
22	031490	BOLT, HHCS 5/8-11 X 5	2

- = Not Illustrated

CONVEYOR ASSY, UPPER TRANSFER



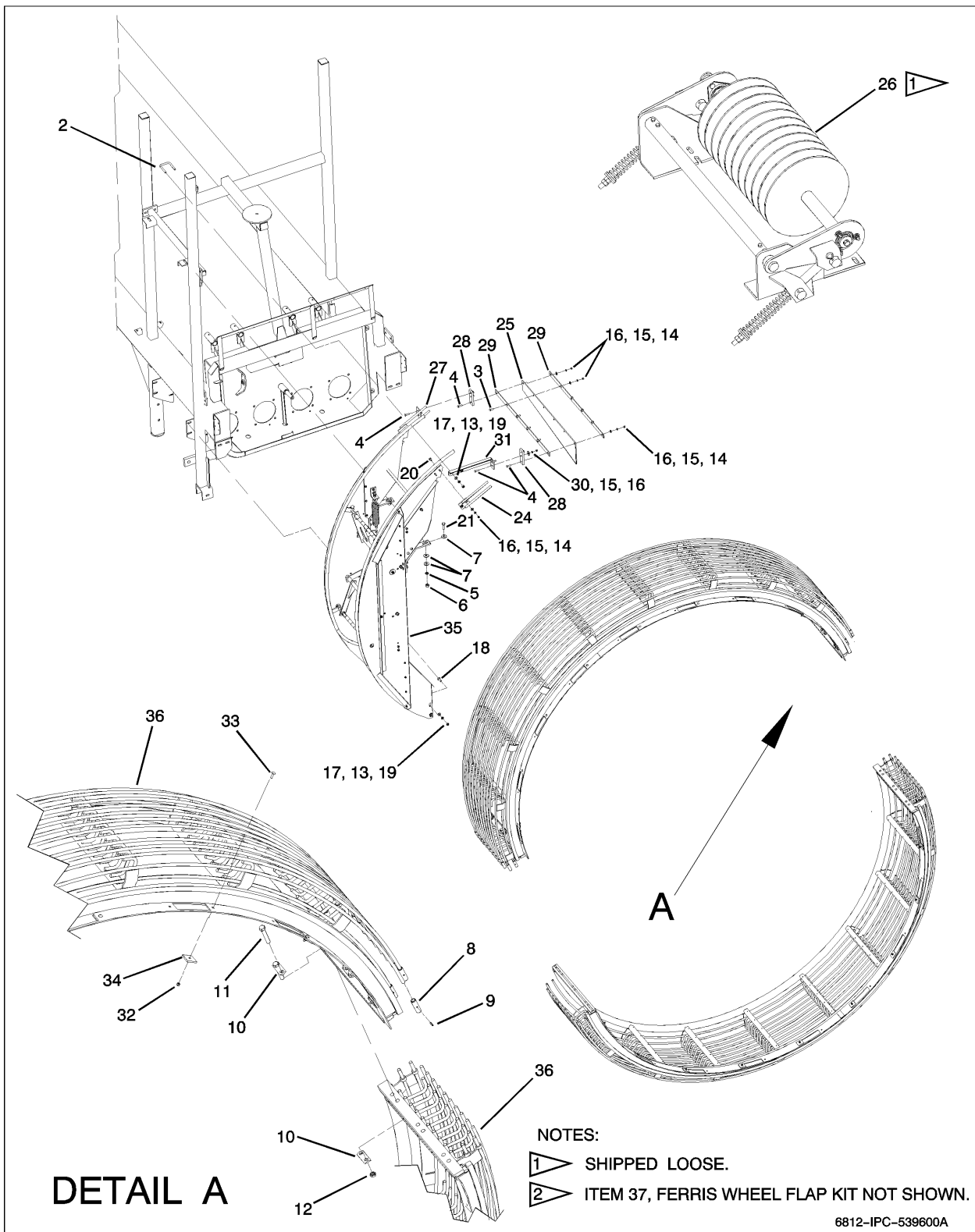
6812-IPC-527170E

CONVEYOR ASSY, UPPER TRANSFER

FIG ITEM	PART NUMBER	NOMENCLATURE	UNITS PER ASSY
	527170	CONVEYOR ASSY, UPPER TRANSFER	RF
1	516540	WLDT., CONVEYOR, TRANSFER	1
2	516390	SWIVEL WLDT., TRANS. ELEV.	1
3	990850	BOLT, HHCS 5/8-11 X 2-3/4	2
4	E724252	SPACER, 11/16 ID X 1-1/2 L	2
5	238420	BEARING, PB, 1.75, WIDE	2
6	516370	SHAFT, DRIVE, TRANS. CONV.	1
7	561820	COUPLER, 1.25B, SPEC. HD	1
8	538500	MOTOR, HYD, TG 20.6, #10 1.25 SHAFT, 2 H	1
9	023950	BOLT, HHCS 1/2-13 X 2 GR5	4
10	007080	BOLT, HHCS 1/2-13 X 2-1/2	2
11	005200	WASHER, FLAT 1/2 STD.	24
12	005370	WASHER, LOCK 1/2 ZN	20
13	005360	NUT, HEX 1/2-13 GR5 ZN	20
14	021630	KEY, SQUARE 5/16 X 1-1/2	1
15	551380	CHOOSE W/ CHAIN	
15A	551390	CHOOSE W/ CHAIN	
16	343280	ROLLER, RUBBER 4.0 DIA	30
17	990650	BOLT, HHCS 5/8-11 X 3	2
18	990610	BOLT, HHCS 5/8-11 X 1-1/2	26
19	262620	BOLT, HHCS 5/8-11 X 8	2
20	020440	WASHER, LOCK 5/8 REG.	34
21	1124589	NUT, HEX 5/8-11 GR5 ZN	8
22	532770	SPACER, 1.0 OD X 0.69 X 2.94	4
23	031490	BOLT, HHCS 5/8-11 X 5	4
24	516650	ARM, TORQUE, LH	1
25	V054934	BOLT, HHCS 5/16-18 X 3-3/4	1
26	517540	STRAP, INLET FLAP	1
27	517550	FLAP, RUBBER, INLET	1
28	254060	BOLT, CRG 5/16-18 X 1 SSN ZN	6
29	023620	WASHER, LOCK 5/16 X 37/64	12
30	023630	NUT, HEX 5/16-18 GR5 ZN	12
31	523950	FLAP, RUBBER, ELEV. END	1
32	005900	BOLT, HHCS 5/16-18 X 1 GR5	4
33	022920	WASHER, FLAT 5/16 STD.	4
34	523610	BOLT, SHCS (HEX), 5/15-24	4
36	025670	NUT, 5/16 LOCK	1
37	551880	GRATE, UPPER WLDT. RH	1
38	551890	GRATE, UPPER WLDT. LH	1
39	551860	GRATE, COLLAR, RH	1
40	527530	GRATE, WLDT. OUTER, TRANS.	1
41	551910	GRATE, WLDT. SHORT	1
42	551900	GRATE, WLDT. END 2006	1
43	006690	BOLT, 3/8-16 X 1-1/4 GR5 ZN	2
44	467270	SPACER, 0.64 ID X 1.0 X 0.75	2
45	020430	WASHER, STD. 5/8	2
46	031870	BOLT, HHCS 1/2-13 X 3-3/4	8
47	551920	BAR, TIE RH	1
48	551930	BAR, TIE LH	1
49	011370	BOLT, HHCS 3/8-16 X 1-1/2	4
50	021190	WASHER, FLAT 3/8 STD.	4
51	021180	WASHER, LOCK 3/8 X 11/16	6
52	027260	NUT, HEX 3/8-16 GR5 ZN	6
53	030470	BOLT, CRG. 1/2-13 X 1-1/4	6
54	025390	BOLT, CRG. 1/2-13 X 1-3/4	4
55	551850	GRATE, COLLAR LH	1

- = Not Illustrated

FERRIS WHEEL



NOTES:

- 1 SHIPPED LOOSE.
- 2 ITEM 37, FERRIS WHEEL FLAP KIT NOT SHOWN.

6812-IPC-539600A

FERRIS WHEEL

FIG ITEM	PART NUMBER	NOMENCLATURE	UNITS PER ASSY
	539600	FERRIS WHEEL (SHEET 1)	RF
2	468370	BOLT, U 1/2-13 X 2.06 X 3.25	1
3	035180	RHSSNBOLT 0.375-16 X 1.25 X 1.25-N	4
4	J03H1558	RHSNBOLT 0.375-16 X 1.5 X 1.5-N	10
5	020440	WASHER, LOCK 5/8	2
6	I124589	HNUT 0.6250-11-D-ZN	4
7	020430	WASHER, FLAT 5/8 STD	12
8	431860	CONNECTOR, WHEEL ROD	28
9	562950	PIN, ROLL 7/32 X 7/8	28
10	JN145108	STRAP, ROCKER	12
11	J19H2969	HBOLT 0.6250-11 X 5.5 X 1.5-N	12
12	1121555	NUT, JAM 5/8-11 HEX ZN GR5	24
13	005370	WASHER, LOCK 1/2 ZN	6
14	021190	WASHER, FLAT 3/8 STD 7/16 X 1 X 5/64 ZN	8
15	021180	LW 0.375	12
16	027260	HNUT 0.3750-16-GR5 ZN	12
17	005200	FW 0.5	6
18	156850	BOLT, CRG 1/2-13 X 1-1/2 SSN GR5 ZN	4
19	005360	NUT, HEX 1/2-13	6
20	170530	BOLT, CRG 3/8-16 X 1 SSN GR5 ZN	4
21	990620	BOLT, HHCS 5/8-11 X 2	2
24	533120	GRATE WLDT, UPPER RETAINER	1
25	563680	FLAP F.W. DISCHARGE	1
26	432550	STRIPPER ASSY, 698 & 6812	1
27	563660	GRATE AND HOLDER	1
28	563690	STRAP, FLEX RUBBER	2
29	563700	STRAP, MTG	2
30	169280	WASHER, FLAT, 13/32 X 1.5 X 0.13	14
31	563670	SUPPORT WLDT, REAR	1
32	020190	NYLON INSERT LOCKNUT, 5/16-18 UNC	18
33	254060	RHSSNBOLT 0.3125-18 X 1 X 1-N	18
34	JN144807	BLOCK, REPLACEMENT	18
35	520200	RETAINER ASSY, 6812	1
36	431750	WHEEL WLDT, HALF	2
37	438850	KIT, FLAPS, 23 INCH FERRIS WHEEL	
	438820	FLAP, 23 INCH FERRIS WHEEL	
	563480	ANGLE, 23 INCH WHEEL FLAP	
	G146805	RIVET, POP 3/16 X 0.69	

- = Not Illustrated

FERRIS WHEEL (CONT)



6812-IPC-539600A-S2

FERRIS WHEEL (CONT)

FIG ITEM	PART NUMBER	NOMENCLATURE	UNITS PER ASSY
	539600	FERRIS WHEEL (SHEET 2)	RF
1	552120	COVER, VALVE	1
2	J03H1558	RHSNBOLT 0.375-16 X 1.5 X 1.5-N	1
3	468370	BOLT, U 1/2-13 X 2.06 X 3.25	22
4	005200	FW 0.5	60
5	005370	WASHER, LOCK 1/2 ZN	62
6	005360	NUT, HEX 1/2-13	62
7	532360	BRACE WLDT, W/CLIPS	2
8	538890	SUPPORT WLDT, 2006	1
9	559900	SUPPORT WLDT, 2007	1
10	519630	TUBE WLDT, UPPER FW	1
11	532160	TUBE, BUMPER	1
12	990760	BOLT, CRG 5/8-11 X 2-1/4 GR5 ZN	4
13	035210	FW 0.625	16
14	020440	WASHER, LOCK 5/8	15
15	1124589	HNUT 0.6250-11-D-ZN	20
16	020430	WASHER, FLAT 5/8 STD	14
17	201660	BOLT, HHCS 5/8-11 X 6 INCH GR5 ZN	2
18	534060	TUBE WLDT, FRT	1
19	028330	BOLT, HHCS 5/8-11	2
20	413980	SPACER,	2
21	413970	ROLLER ASSY,	2
22	559910	ANGLE, MTG F.W.	2
23	559930	ANGLE, HOLDER	1
24	559940	FLAP, FWD	1
25	559920	STRIP, BACKER	1
26	021190	WASHER, FLAT 3/8 STD 7/16 X 1 X 5/64 ZN	17
27	021180	LW 0.375	30
28	035180	RHSSNBOLT 0.375-16 X 1.25 X 1.25-N	11
29	027260	HNUT 0.3750-16-GR5 ZN	29
31	290890	BOLT, U, 1/2-13 X 2.06 X 3.25	3
32	563150	FILLER, FW R. REAR	1
33	563110	BRACKET, REAR	2
34	268730	HBOLT 1.0000-8 X 3 X 3-N	3
35	990720	WASHER, FLAT 1 INCH STD ZN	7
36	439740	ARM ASSY, WALKING ROLLER	1
37	JN144623	SPACER, 0.5	4
38	433240	ROLLER ASSY	3
39	JN144757	NUT, GUIDE WHEEL	4
40	156850	BOLT, CRG 1/2-13 X 1-1/2 SSN GR5 ZN	4
41	559830	WLDT, FW MOTOR	1
42	563140	SHIELD, FW DRIVE MTG	1
43	563120	STRAP, FLAP MTG	1
44	563160	FLAP, RUBBER	1
45	003370	WASHER, FLAT 1.03 X 1.50 X 0.048	10
46	539690	ARM WLDT, PIVOT	1
47	124340	COTTER PIN, 3/16 X 2-1/2	1
48	538490	MOTOR, HYD. TG 17.1	1
49	523760	SPROCKET ASSY	1
50	121471R1	WASHER, FLAT, 21/32 X 1 X 1/8 ZN	8
51	213250	BOLT, HHCS 5/8-18 X 2.00 GR. 5 ZN	1
52	023950	BOLT, HHCS 1/2-13 X 2 GR5 ZN	2
53	991200	RHSNBOLT 0.5-13 X 2 X 2-N	4
54	539670	BRACKET, OUTER	1
55	JN109877	SPRING, CLUTCH	1
56	JAN142300	TUBE ASSY	1
57	J14H794	NUT, HEX 3/4-10 GR5 ZN	2
58	JN146355	BOLT, EYE 3/4-10	1
59	G146960	RHSNBOLT 0.625-11 X 5 X 5-N	1
60	JN7205DN	SPACER, 0.88 X 0.66 X 0.88	1

- = Not Illustrated

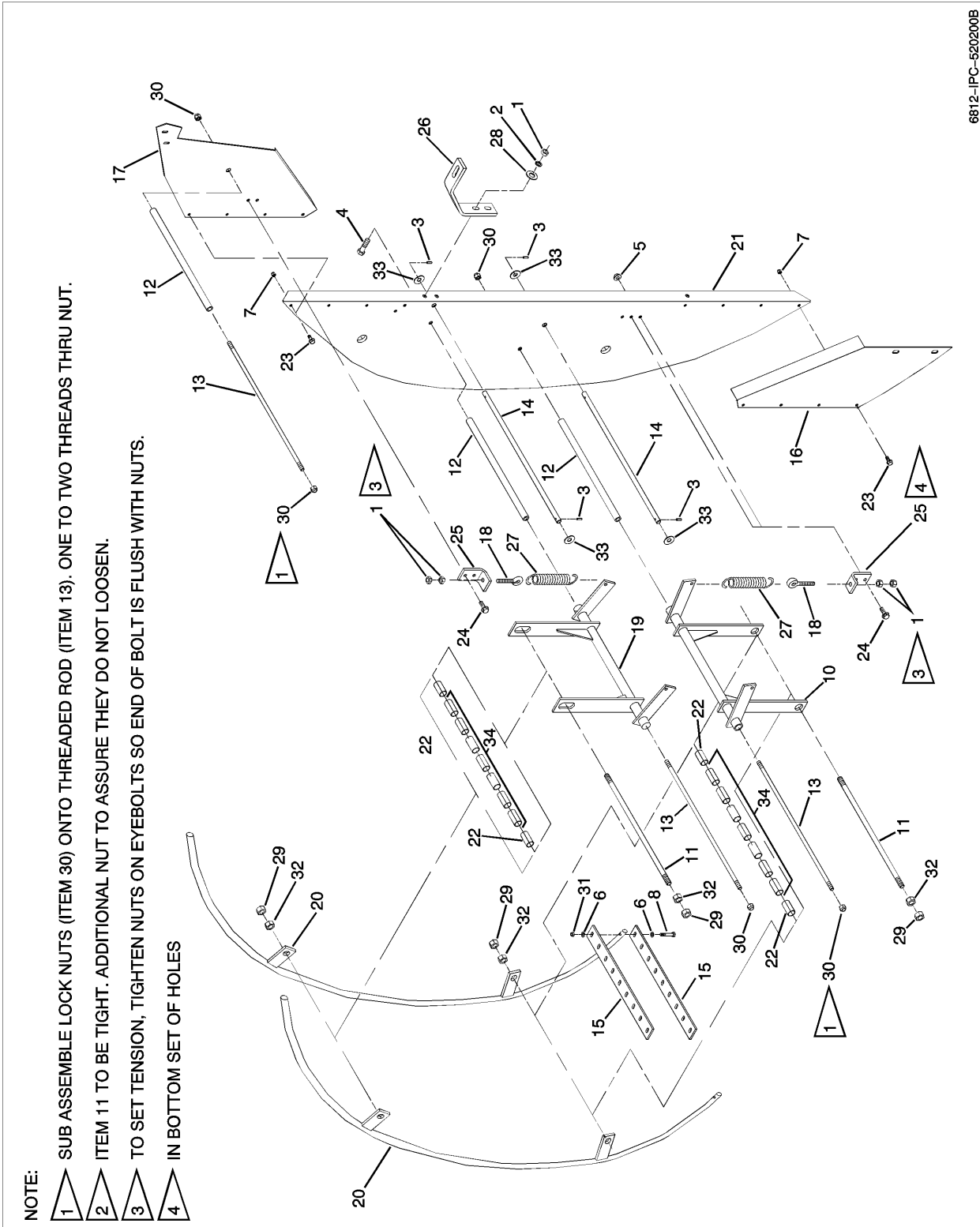
FERRIS WHEEL OPTION (CONT)

FIG ITEM	PART NUMBER	NOMENCLATURE	UNITS PER ASSY
61	J24H1373	WASHER, FLAT	12
62	JN147291	BUSHING, 0.875 X 0.656 X 0.62	1
63	JAN142341	SPROCKET ASSY	1
64	1774107	NUT, HEX 1-14 GR5 ZN	2
65	539680	BRACKET, OUTER	1
66	005210	RHSNBOLT 0.5-13 X 2.25 X 2.25-N	2
67	E126057	BUSHING, MACH 3/4 X 14 GA ZN	6
68	990920	BOLT, HHCS 1-8 X 5 GR5 ZN	1
69	563090	FILLER, F.W.	1
70	523790	FILLER, LOWER FW	1
71	563170	FILLER, FW R. FRONT	1
72	170530	BOLT, CRG 3/8-16 X 1 SSN GR5 ZN	8
73	343280	ROLLER, RUBBER 4.00 DIA	1
74	023110	HHCS 5/8-11 X 2.5 GR5 ZN	1
75	532350	BRACE WLDT	1
77	014770	BOLT, HHCS 1/2-13	2
78	049180	FITTING, GREASE	1
79	433700	CHAIN ASSY	1

- = Not Illustrated

THIS PAGE
LEFT
INTENTIONALLY
BLANK

RETAINER ASSEMBLY



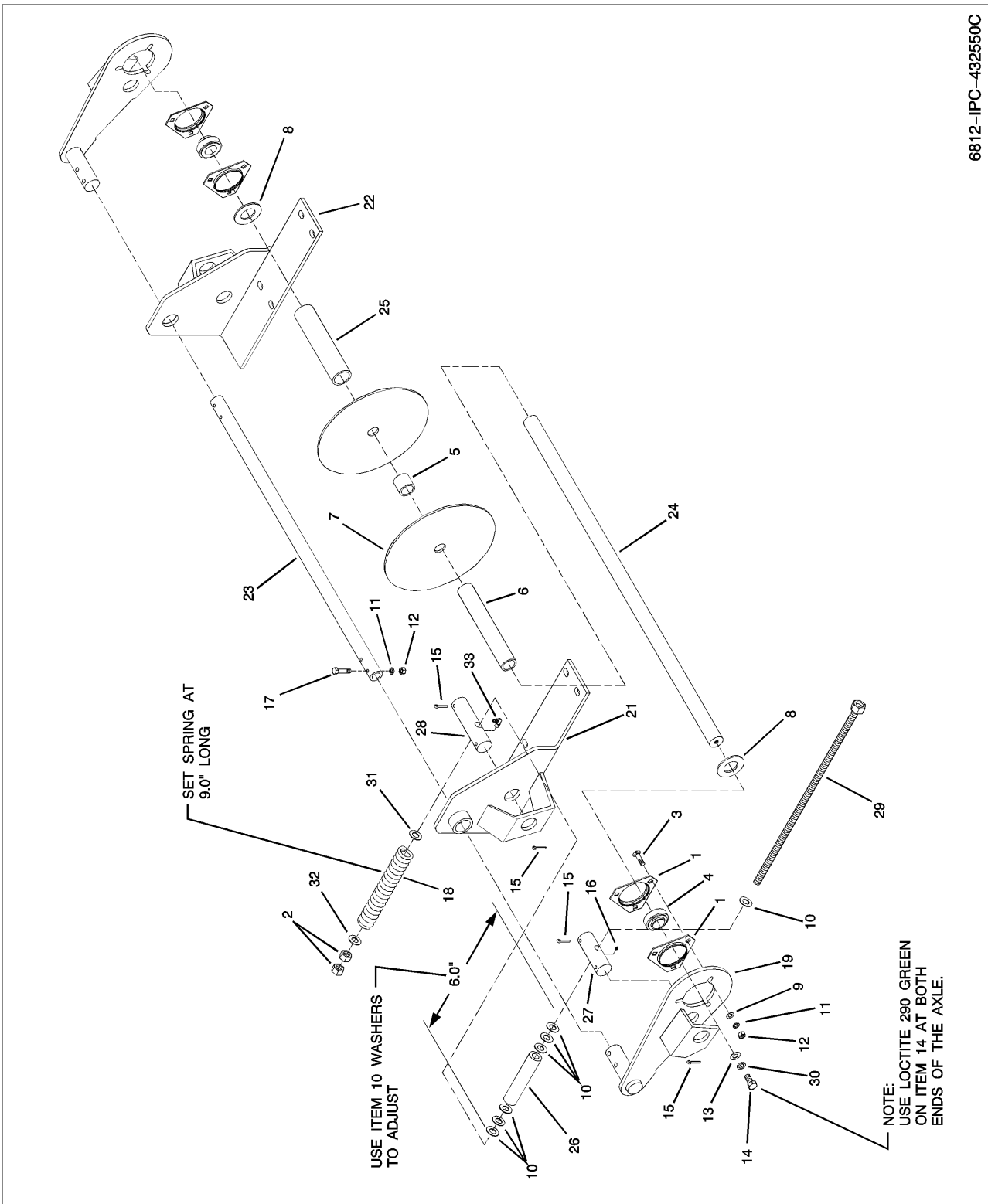
6812-IPC-520200B

RETAINER ASSEMBLY

FIG ITEM	PART NUMBER	NOMENCLATURE	UNITS PER ASSY
	520200	RETAINER ASSEMBLY	RF
1	005360	NUT, HEX 1/2 G5 ZN	16
2	005370	WASHER, LOCK 1/2 ZN	8
3	012550	PIN, EXPANSION 1/4 X 1.25	4
4	014770	BOLT, HHCS 1/2 X 1.50 G5 ZN	8
5	020180	NUT, HEX FLG LK 3/8 G5	8
6	021190	WASHER, FLAT 0.44 X 1.00 X 0.083	20
7	025670	NUT, HEX LK 5/16 G5	16
8	029930	BOLT, HHCS 3.8 X 2.25 G5 ZN	10
10	433070	PIVOT ASSEMBLY, RETAINER	1
11	563630	ROD, RET. SUPT. 5/8 X 24.88	2
12	433050	SPACER, 0.88 X 0.56 X 25.5	3
13	433040	ROD, RET. PIVOT 0.50 X 27.5	3
14	433030	ROD, RET. STOP 0.88 X 27.5	2
15	563640	STRAP, RETAINER	2
16	520210	SIDE, HOPPER LOWER, RH	1
16	520220	SIDE, HOPPER LOWER, LH	1
17	520230	SIDE WELD, LH UPPER RET.	1
17	520240	SIDE WELD, RH UPPER RET.	1
18	290930	BOLT, EYE 1/2 X 3.50	4
19	433060	PIVOT WELD, UPPER RET.	1
20	520250	ROD WELDMENT, RETAINER	10
21	342600	SIDE WELD, LH RETAINER	1
21	342610	SIDE WELD, RH RETAINER	1
22	J28H2612	SPACER BLK. PIPE 3/4 X 2.00	4
23	JN10212	SCREW, HX FLG 5/16 X 0.75 G5	16
24	JN10214	SCREW, HX FLG LK 3/8 X 1.0 G5	8
25	JN144004	BRACKET, SPRING	4
26	JN144650	BRACKET, RETAINER	2
27	394890	SPRING, EXT. 2.2 OD X 10.44 CL	4
28	I120396	WASHER, FLAT 0.53 X 1.06 X 0.074	8
29	1121555	NUT, HEX JAMB 5.8 G5 ZN	6
30	I9413967	NUT, HEX LK 1/2 G5 ZN	6
31	I9411655	NUT, HEX LK 3/8 G5 ZN	8
32	038850	NUT, HEX LK 5.8 GRA ZN	4
33	I21471R1	WASHER, FLAT 21/32 X 1.0 X 1/8 ZN	4
34	563650	SPACER BLK. PIPE 3/4 X 2.19	14

- = Not Illustrated

STRIPPER ASSY



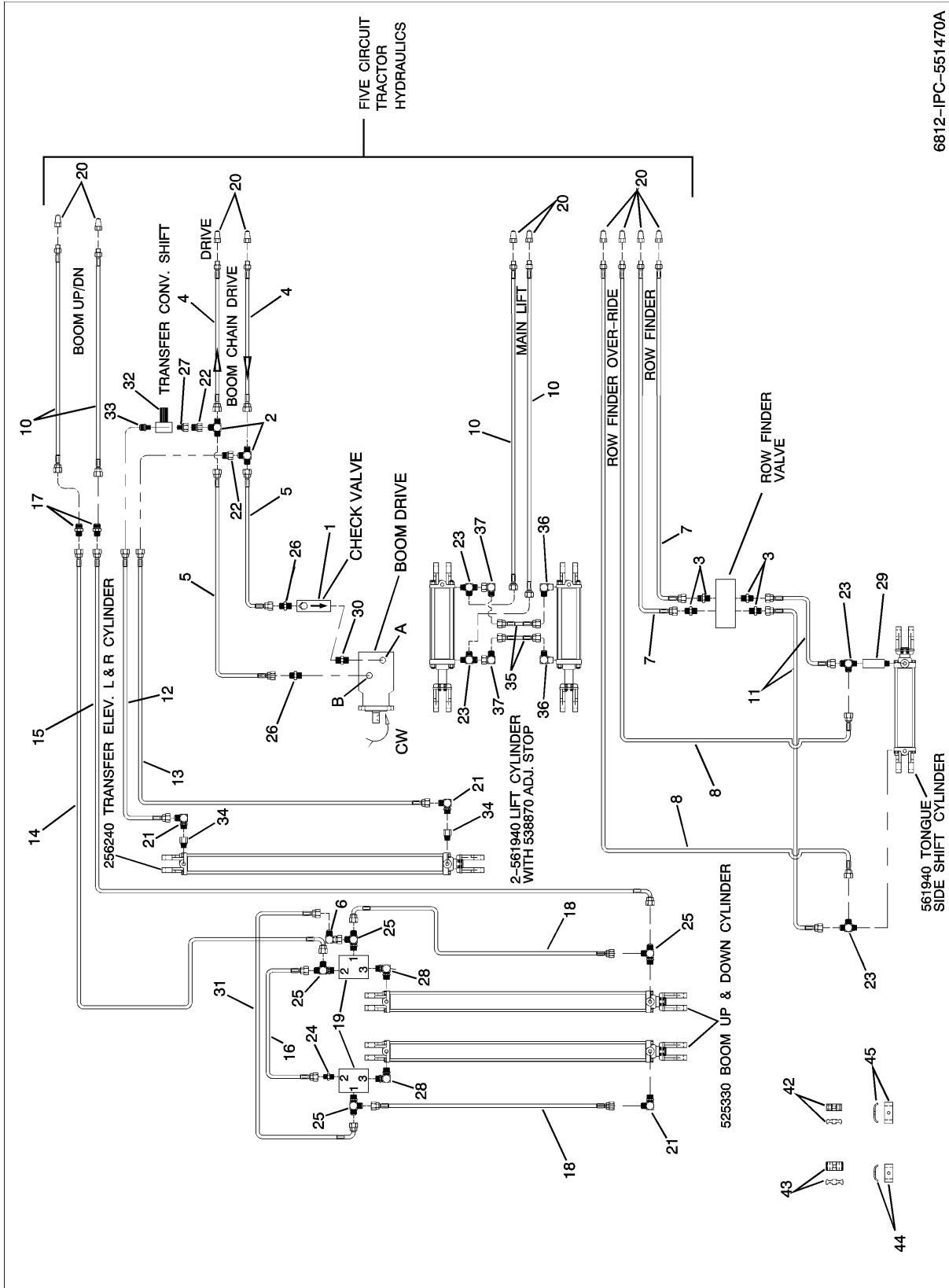
6812-IPC-432550C

STRIPPER ASSY

FIG ITEM	PART NUMBER	NOMENCLATURE	UNITS PER ASSY
	432550	STRIPPER ASSY	RF
1	E281004	FLANGETTE, BRG. 3 HOLE	4
2	I124589	NUT, HEX 5/8-11 GR5 ZN	4
3	J03H1558	BOLT, CRG. 3/8-16 X 1.5 GR5	6
4	JJD9275	BEARING, BALL 1.38 X 2.83 X 0.74	2
5	432590	SPACER, ROTARY STRIPPER	10
6	432570	SPACER, 1.90 OD X 1.52 ID X 10.8	1
7	JN144896	DISK, ROTARY STRIPPER	11
8	R61502	WASHER, FLAT 1-3/8 STD.	2
9	I120394	WASHER, FLAT 3/8 SAE	6
10	O20430	WASHER, FLAT 5/8 STD.	12
11	O21180	WASHER, LOCK 3/8 ZN	10
12	O23060	NUT, LOCK 3/8-16 GR5 ZN	10
13	I486801R1	WASHER, FLAT 17/32 X 2 X 1/4	2
14	O10730	BOLT, HHCS 1/2-13 X 1.25	2
15	I14370	PIN, COTTER 1/4 X 2 ZN	8
16	I15590	ZERK, 1/4-28 TAPER DRIVE	2
17	O37830	BOLT, HHCS 3/8-16 X 2.5 GR5	4
18	U52000015	SPRING, COMPRESSION	2
19	415140	ARM WLDT., RH STRIPPER	1
20	415150	ARM WLDT., LH STRIPPER	1
21	415160	MOUNT WLDT., RH STRIPPER	1
22	415170	MOUNT WLDT., LH STRIPPER	1
23	432560	TUBE, TORQUE STRIPPER	1
24	432580	AXLE, DISK MOUNT STRIPPER	1
25	433090	SPACER, 1.9 OD X 1.52 ID X 9.05	1
26	462130	STOP, STRIPPER TUBE	2
27	415220	PIVOT, CENTER ARM STRIP	2
28	415230	PIVOT, CENTER MOUNT STRIP	2
29	534410	BOLT WLDT., 5/8-11 X 20.5 THD	2
30	O05370	WASHER, LOCK 1/2 ZN	2
31	I21905R1	WASHER, 21/32 X 1-3/4 X 1/4	2
32	340310	WASHER, 21/32 X 2 X 1/4	4
33	I100756	ZERK, 1/4-28 X 90 DEGREES	2

- = Not Illustrated

TRACTOR HYDRAULICS – 5 CIRCUIT AUTOSWING



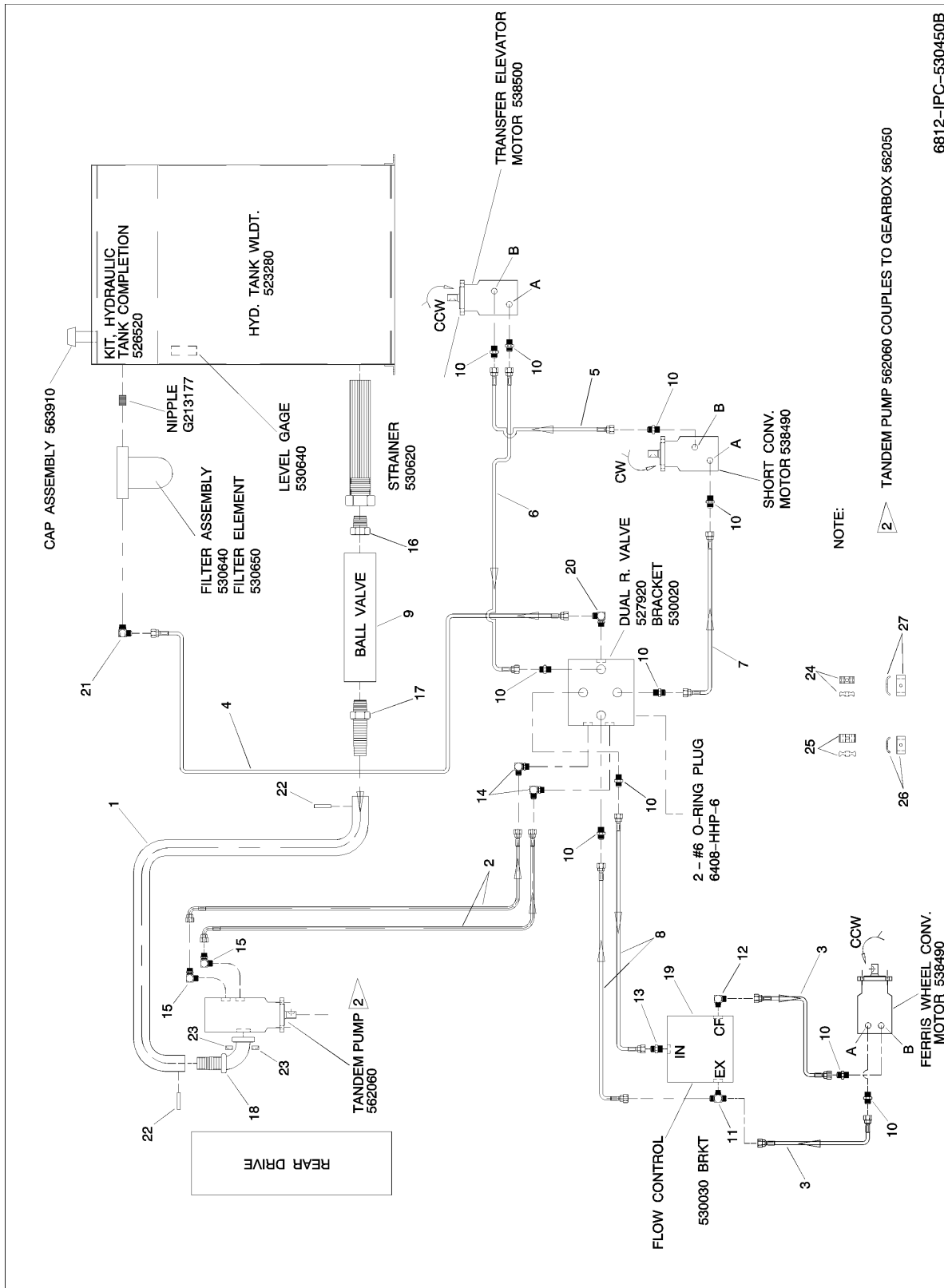
6812-IPC-551470A

TRACTOR HYDRAULICS – 5 CIRCUIT AUTOSWING

FIG ITEM	PART NUMBER	NOMENCLATURE	UNITS PER ASSY
	551470	TRACTOR HYDRAULICS – 5 CIRCUIT AUTOSWING	RF
1	530340	VALVE, CHECK #10 ORB	1
2	529730	ADAPTER, TEE, 7/8M JIC, 2603-10	2
3	530180	ADAPTER, STR. M-3/4-16 JIC X M-3/4-16 ORB	4
4	529930	HOSE, HYD. 5/8 X 132	2
5	529940	HOSE, HYD. 5/8 X 335	2
6	552230	ADAPTER, 90 6M JIC X 6F JICX	1
7	529960	HOSE, HYD. 1/2 X 168	2
8	529970	HOSE, HYD. 1/2 X 126	2
10	530050	HOSE, HYD. 1/2 X 130	4
11	530060	HOSE, HYD. 1/2 X 58	2
12	530070	HOSE, HYD. 1/4 X 271	1
13	530080	HOSE, HYD. 1/4 X 288	1
14	528120	HOSE, HYD. 1/4 X 242	1
15	530120	HOSE, HYD. 1/4 X 265	1
16	530090	HOSE, HYD. 1/4 X 79	1
17	551480	ADAPTER, STR 3/4M JIC X 9/16M JIC	2
18	530100	HOSE, HYD. 1/4 X 26	2
19	534080	PILOT OPERATED CK VALVE	2
20	I1285718C2	MALE TRACTOR CONN. X 7/8 ORB	10
21	I2185128	ADAPTER, 90, M-9/16-18 JIC X M-3/4-16 ORB	3
22	551490	ADAPTER, STR-7/8F JIC X 9/16M JIC-2406-10-6	2
23	562850	ADAPTER, TEE (2) M3/4-16 JIC X (1) M3/4-16 OR	4
24	528160	FITTING, HYD. STR. 6MJX X 8MBO	2
25	530250	ADAPTER, TEE, (2) M-9/16-18 JIC X (1) M-3/4-16 ORB	4
26	I2185062	ADAPTER, STR. M-7/8-14 JIC X 7/8-14 ORM	2
27	551500	ADAPTER, STR. 9/16F JIC X 9/16MO-6402-6-6	2
28	530260	ADAPTER, 90, (2)M-3/4-16 ORB W/ NUT	2
29	562840	RESTRICTOR, M3/4-16 M TO F W/ O.055R	1
30	530600	ADJUSTABLE O-RING HEX NIPPLE	1
31	534020	HOSE, HYD. 1/4 X 90	1
32	551520	VALVE, NEEDLE, 9/16M O	1
33	530240	ADAPTER, STR 9/16M JIC X 9/16MO-6400-6-6	1
34	423800	ADAPTER, STR 3/4FO X 1/2MNPT-6404-8-8	2
35	551540	HOSE, HYD 1/2X65 2-3/4FJX	2
36	530210	ADAPTER, 90° M3/4-16 JIC X M3/4-16 ORB	2
37	551560	ADAPTER, 90° 3/4M JIC X 3/4F JIC-6500-8-8	2
- 42	527690	CLAMP, SMALL PLASTIC	A/R
- 43	527700	CLAMP, LG PLASTIC	A/R
- 44	527670	BAR, SHORT	A/R
- 45	527680	BAR, LONG	A/R

- = Not Illustrated

SELF CONTAINED HYDRAULIC CIRCUITS

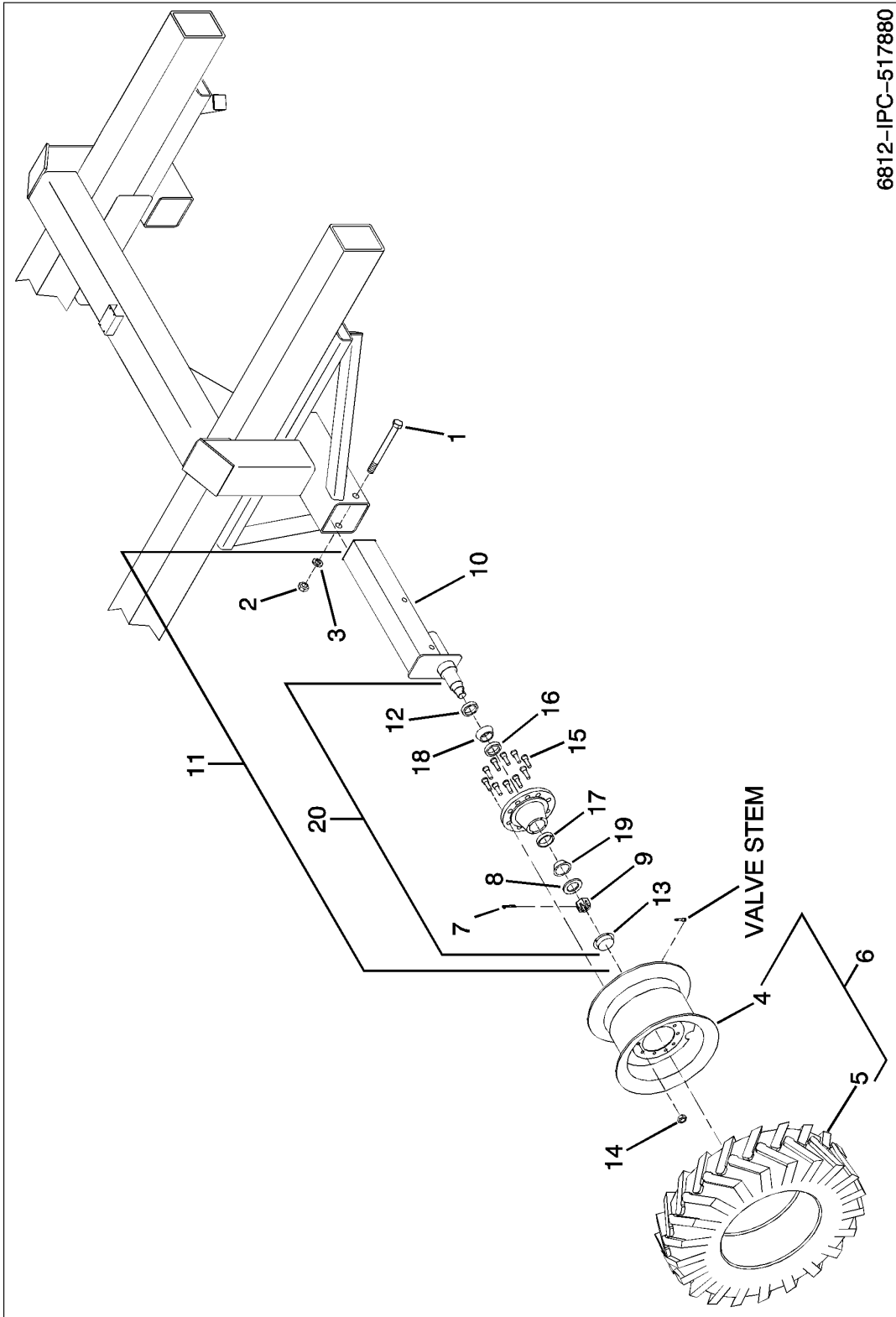


SELF CONTAINED HYDRAULIC CIRCUITS

FIG ITEM	PART NUMBER	NOMENCLATURE	UNITS PER ASSY
	530450	SELF CONTAINED HYDRAULIC CIRCUITS	RF
1	563490	HOSE, SUCTION 1-1/2 X 65	1
2	529850	HOSE, HYD. 3/4 X 140	2
3	529870	HOSE, HYD. 5/8 X 45	2
4	552220	HOSE, HYD. 1 X 70	1
5	529890	HOSE, HYD. 5/8 X 345	1
6	529900	HOSE, HYD. 5/8 X 164	1
7	529880	HOSE, HYD. 5.8 X 216	1
8	529860	HOSE, HYD. 5.8 X 87	2
9	529980	VALVE, BALL F-1-1/2 NPT	1
10	12185062	ADAPTER, STR. M7/8 JIC-M7/8 ORB	10
11	530140	ADAPTER, TEE (2) 1-1/16 JICM, (1) 3/4 NPTM	1
12	530150	ADAPTER, 90, M-1-1/6 JIC X M-3/4 NPT	1
13	530130	ADAPTER, M-1-1/16-12 JIC X M-3/4 NPT	1
14	530000	ADAPTER, 90, 1-1/16-12 JICM X 7/8-14 ORM	2
15	551510	ADAPTER, 90, 1-1/16-12 JICM X 1-1/16-120 ORM	2
16	529920	ADAPTER REDUCER, 2 X 1-1/2 NPT	1
17	530190	ADAPTER, STR. BARB 1-1/2 NPT X 1-1/2 BARB	1
18	530220	ADAPTER, FLG 90, 1-1/2 X 1-1/2 BARB	1
19	530010	VALVE, FLOW CONTROL 3/4 NPT	1
20	530160	ADAPTER, 90, 1-5/16-12 JICM X 1-5/16-12 ORB	1
21	530170	ADAPTER, 90, 1-5/16-12 JICM X 1-1/4 NPTM	1
22	530330	CLAMP, HC-150	2
23	530230	FLANGE KIT COMPLETE, 1-1/2	1
- 24	527690	CLAMP, SMALL PLASTIC	A/R
- 25	527700	CLAMP, LG PLASTIC	A/R
- 26	527670	BAR, SHORT	A/R
- 27	527680	BAR, LONG	A/R

- = Not Illustrated

CARRIER WHEEL ASSY, RH

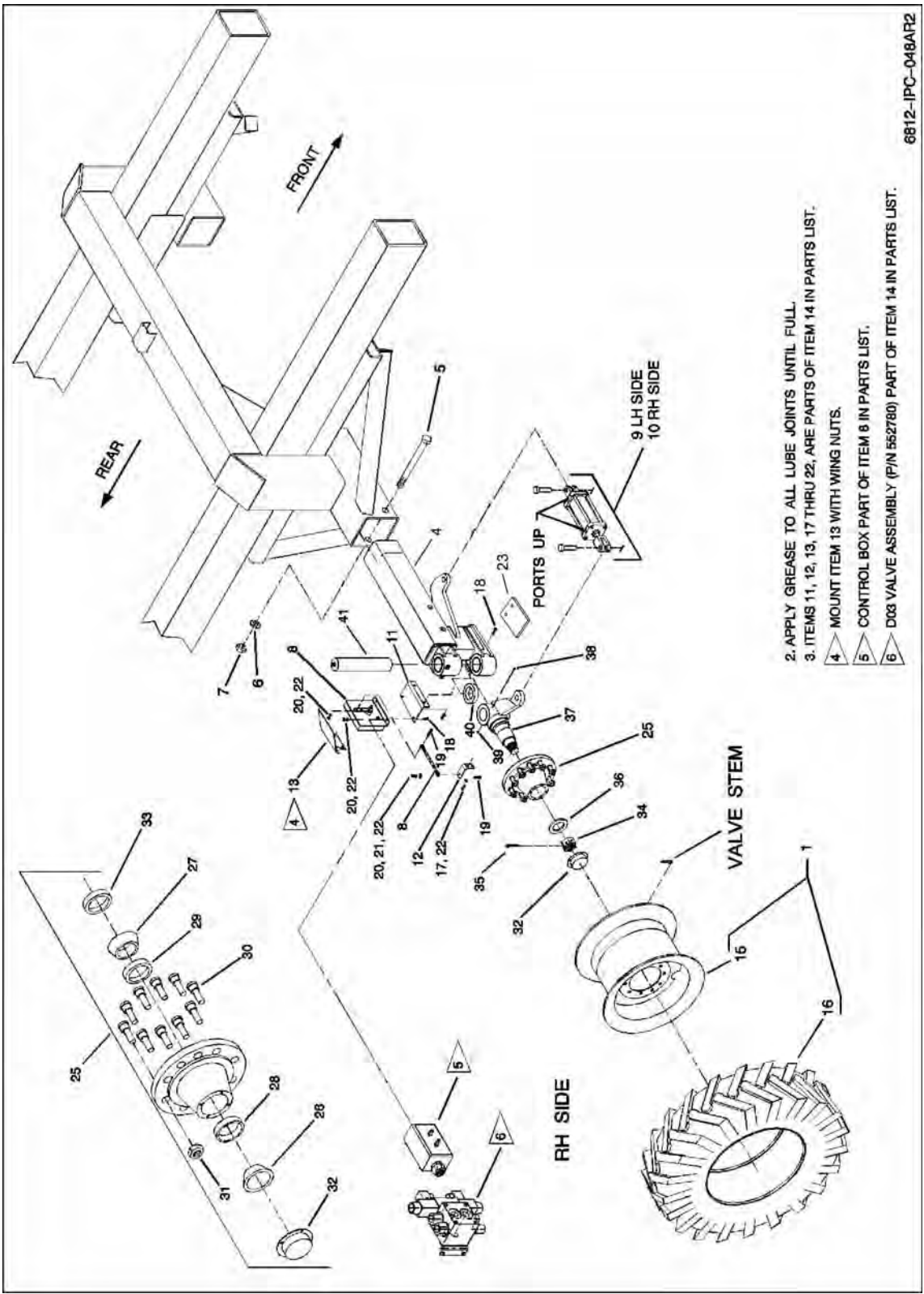


CARRIER WHEEL ASSY, RH

FIG ITEM	PART NUMBER	NOMENCLATURE	UNITS PER ASSY
	517880	CARRIER WHEEL ASSY, RH	RF
1	525050	BOLT, HHCS 1.25-7 X 10 GR5	1
2	J14H824	NUT, HEX 1.25-7 GR5	1
3	E829047	WASHER, LOCK 1.25 X 2 – 0.5 X 0.31	3
4	522050	WHEEL, 32 X 21, 10-13.19, 11.05	1
4A	563530	WHEEL, 32 X 27, 10-13.19, 11.05 (OPT – LARGE HD TIRE)	1
5	521920	TIRE, 24.5-32, 12 PLY, S AT	1
5A	563540	TIRE, 30.5L-32, 12 PLY, S AT (OPT – LARGE HD TIRE)	1
6	524980	WHEEL AND TIRE ASSY RH	1
6	524990	WHEEL AND TIRE ASSY LH	1
6A	563520	WHEEL AND TIRE ASSY RH (OPT – LARGE HD TIRE)	1
6A	563510	WHEEL AND TIRE ASSY LH (OPT – LARGE HD TIRE)	1
7	I4322448	PIN, COTTER 3/8 X 3.0	1
8	522130	WASHER, FLAT 0.25 X 2.25 X 4	1
9	522120	NUT, CASTLE, 2-12	1
10	519410	SPI NDLE WLDT., 6812 BH	1
11	525000	AXLE ASSY, FIXED, 6812 BH	1
12	522110	GREASE SEAL	1
13	455720P	HUB CAP	1
14	455740	3/4 FLANGE NUTS	10
15	275460	3/4 STUD BOLT	10
16	522070	I NNER CUP	1
17	522080	O UTER CUP	1
18	522090	I NNER CONE	1
19	522100	O UTER CONE	1
20	522060	HUB ASSY, 10 BOLT	1

- = Not Illustrated

OPTIONAL STEERING ASSEMBLY - WIDE

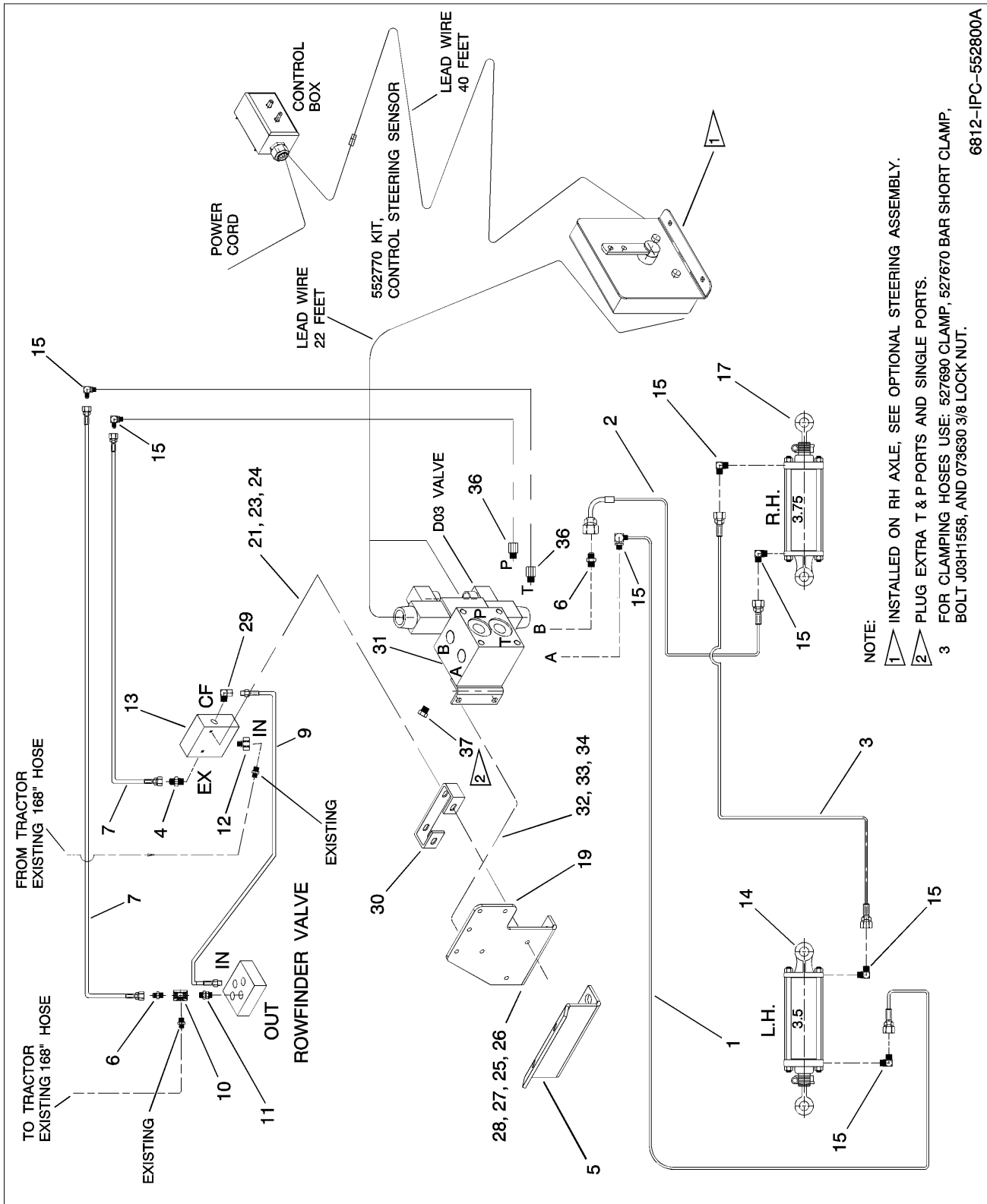


OPTIONAL STEERING ASSEMBLY - WIDE

FIG ITEM	PART NUMBER	NOMENCLATURE	UNITS PER ASSY
	534580	STEERING ASSEMBLY, WIDE OPTION 6812A BH	RF
1	524980	WHEEL AND TIRE ASSEMBLY (RH)	1
-2	524990	WHEEL AND TIRE ASSEMBLY (LH)	1
-3	534650	AXLE ASSEMBLY, WIDE STEERABLE (INCLUDES FIG ITEMS 4, 23, 25, 32, AND 34 THRU 41.)	2
4	534630	SUPPORT ASSEMBLY, WIDE STEER	1
	534270	SUPPORT WLDT., WIDE STEER	1
	534110	BEARING, SLEEVE 3 X 3-1/2 X 4 2	2
5	525050	BOLT, HHCS 1-1/4-7 X 10, GR 5 ZN	2
6	E829047	WASHER, LOCK 1-1/4	2
7	J14H824	NUT, HEX 1-1/4-7 GR5 ZN	2
8	552770	CONTROL PACKAGE MECH CENTERING	1
9	515360	CYLINDER, HYD, 3.50 B X 1.25 R X 8.00 STR	1
10	515370	CYLINDER, HYD, 3.75 B X 1.38 R X 8.00 STR	1
11	552740	ANGLE, SENSOR MTG	1
12	552750	ARM, SENSOR	1
13	552760	COVER, STEER ROD	2
-14	552800	COMPONENTS, MECH STR, PLUMBING	1
15	522050	WHEEL 32 X 21, 10-13.19, 11.05	-
16	521920	TIRE, 24.5-32, 12 PLY, SUPER AT	-
17	022420	BOLT, HHCS 3/8 X 3/4	2
18	012260	BOLT, HHCS 3/8 X 1	4
19	011370	BOLT, HHCS 3/8 X 1-1/2	2
20	027260	NUT, HEX 3/8 X 16	8
21	021190	WASHER, FLAT 3/8 STD	2
22	021180	WASHER, LOCK 3/8	8
23	534770	PLATE, MOUNTING	1
25	522060	HUB ASSEMBLY, 10 BOLT	1
26	522100	* OUTER CONE	1
27	522090	* INNER CONE	1
28	522080	* OUTER CUP	1
29	522070	* INNER CUP	1
30	275460	* 3/4 STUD BOLT	10
31	455740	* 3/4 FLANGE NUT	10
32	455720P	* HUB CAP	1
33	522110	* GREASE SEAL	1
34	522120	NUT, CASTLE 2-12	1
35	14322448	PIN, COTTER 3/8 X 3.0	1
36	522130	WASHER, FLAT 0.25 X 2.25 X 4.0	1
37	534160	* SPINDLE WLDT, 6812A STEER AXLE	1
38	E672045	* BOLT, HHCS 1/2-13 X 5-1/2 GR5 ZN	1
39	127890	* NUT, LOCK 1/2-13 GR5 CAD – 2 WAY	1
40	534210	* BEARING, 3.0 BALL THRUST	1
41	534680	* KINGPIN WLDT, 3.0 DIA X 15.50	1

- = Not Illustrated

COMPONENTS, HYDRAULIC AND ELECTRIC 6812A STEERING

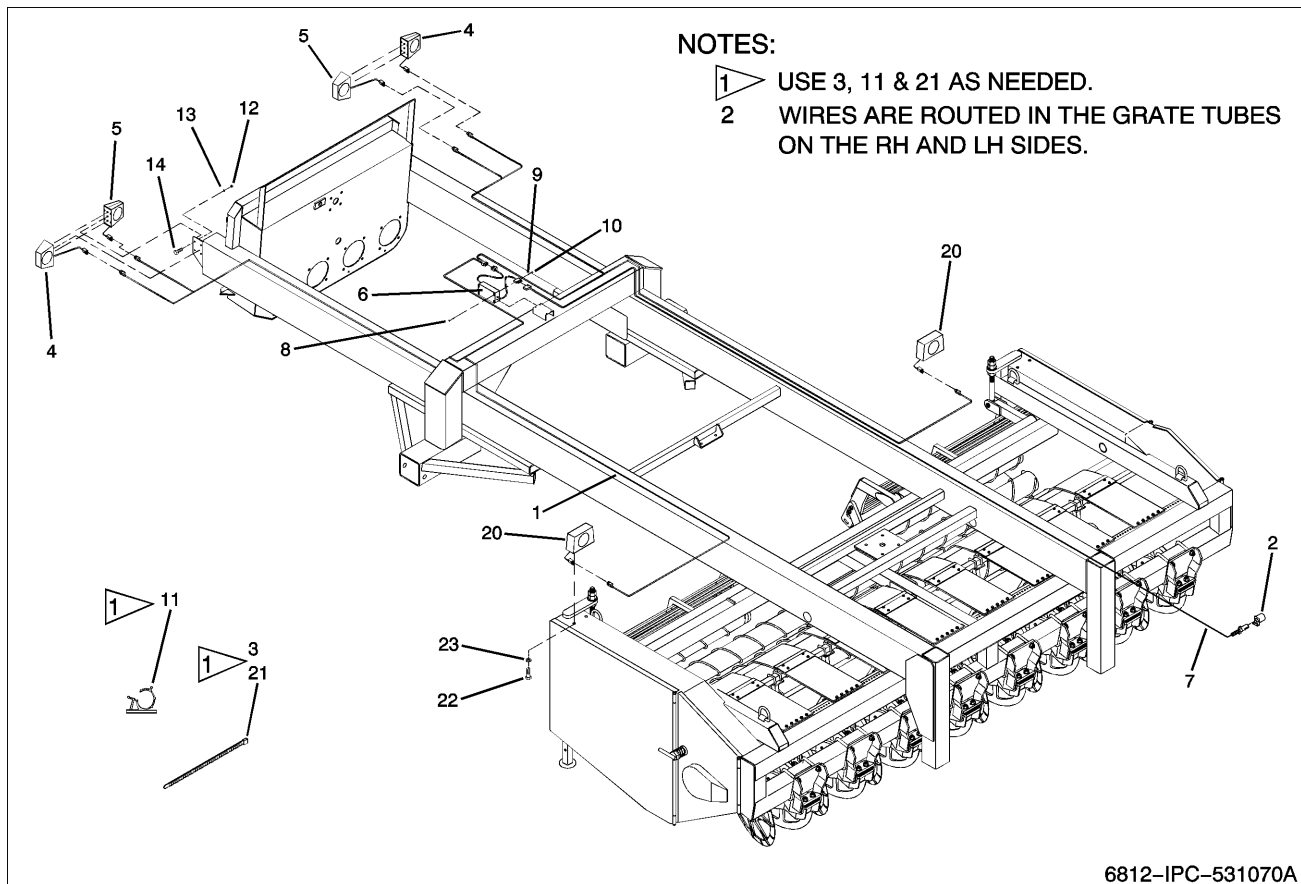


COMPONENTS, HYDRAULIC AND ELECTRIC 6812A STEERING

FIG ITEM	PART NUMBER	NOMENCLATURE	UNITS PER ASSY
	552800	COMPONENTS, HYDRAULIC AND ELECTRIC 6812A STEERING	RF
1	528110	HOSE, HYD 1/4 X 340	1
2	528120	HOSE, HYD 1/4 X 251	1
3	528130	HOSE, HYD 1/4 X 168	1
4	528140	FITTING, HYD ST. 1/2P - #6 JIC	1
5	555160	BRACKET, STEER VALVE MTG	1
6	528160	FIT, HYD STR-3/4 OR - #6 JIC	2
7	528170	HOSE, HYD. 1/4 X 30	2
9	288630	HOSE, HYD 1/2 X 36	1
10	JN132040	ADAPTER, HYD TEE - 3/4 OR	1
11	JAN131153	CONNECTOR ASSY - 3/4 OR	1
12	423800	FIT, HYD. ST. 1/2PM - 3/4 ORF	1
13	006300	FLOW CONTROL, FULL RANGE	1
14	515360	CYLINDER, HYD. 3.50B X 8 INCH STR., SEQ.	RF
15	I2185128	FIT, HYD 90 3/4 OR - #6 JIC	7
17	515370	CYLINDER, HYD. 3.75B X 8 INCH STR., SEQ.	RF
19	528260	BRKT, VALVES, STEERING	1
20	E672006	BOLT, HHSC 1/4-20 X 2	2
21	031560	BOLT, HHCS 1/4-20 X 2-1/2	2
22	023260	WASHER, FLAT 1/4 STD.	6
23	027660	NUT, HEX 1/4-20	6
24	029440	WASHER, LOCK 1/4	6
25	021180	WASHER, LOCK 3/8	2
26	027260	NUT, HEX 3/8-16	2
27	021190	WASHER, FLAT	2
28	J03H1558	BOLT, CRG 3/8-16 X 1-1/2	2
29	166230	ELBOW 90 ST, 1/2 NPT	1
30	531230	BRACKET, VALVE MTG	1
31	552780	VALVE, CONTROL D03	1
32	012140	BOLT, HHCS 5/16 X 3/4	6
33	022920	WASHER, FLAT 5/16 STD.	2
34	023620	WASHER, LOCK 5/16	6
35	023630	NUT, HEX 5/16	6
36	407700	FIT, HYD 7/8 OR MX3/4 ORF	2
37	274420	FITTING, 7/8 OR PLUG	3

- = Not Illustrated

SAFETY LIGHTS ASSEMBLY



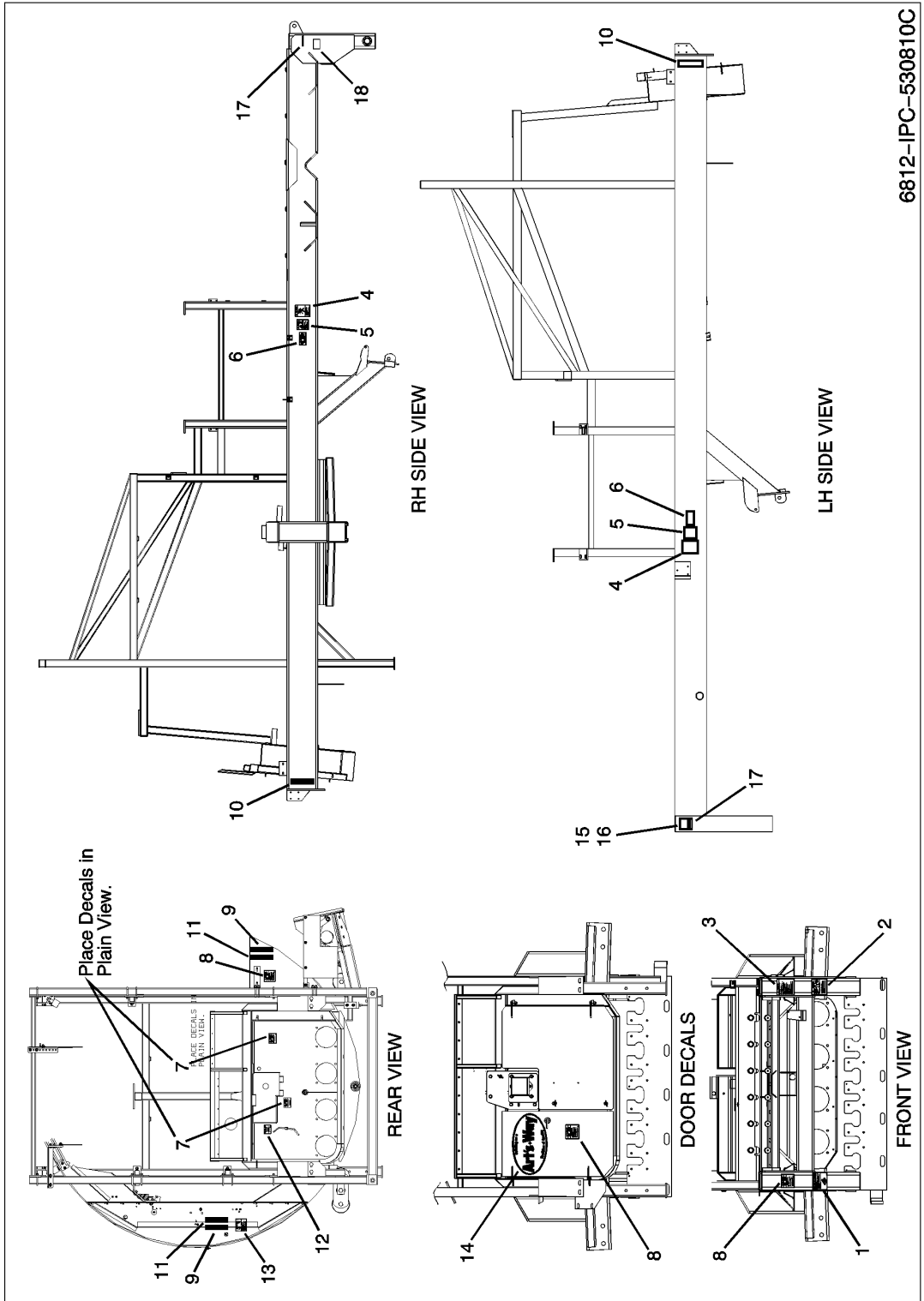
6812-IPC-531070A

FIG ITEM	PART NUMBER	NOMENCLATURE	UNITS PER ASSY
	531070	SAFETY LIGHTS ASSEMBLY	RF
1	526780	HARNESS, WISHBONE 6812	1
2	JPT1296	BRACKET, STORING HOLDER	1
3	149670	TIE, 3/16 X 11 CABLE	20
4	476510	LAMP ASSY., AMBER	2
5	476520	LAMP ASSY., RED REAR	2
6	476540	CONVERTER, AG SAFETY LIGHT	1
7	563500	HARNESS, PRI. SAFETY LIGHTS	1
8	476640	BOLT, HEX MACH #10-24 X 1-1/2	4
9	120600	WASHER, LOCK #10 X 21/64 X 3/64	4
10	120590	NUT, HEX 10-24	4
11	036890	CLIP, PLASTIC LOOP, ADHESIVE	25
12	027660	NUT, HEX 1/4-20	8
13	029440	WASHER, LOCK 1/4	8
14	223540	BOLT, HHCS 1/4-20 X 1-3/4	8
20	476510	LAMP ASSY., AMBER	2
21	149670	TIE, 3/16 X 11 CABLE	10
22	042960	BOLT, HHCS 1/4-20 X 1	4
23	029440	WASHER, LOCK 1/4	4

- = Not Illustrated

THIS PAGE
LEFT
INTENTIONALLY
BLANK

DECALS MAIN FRAME



DECALS MAIN FRAME

FIG ITEM	PART NUMBER	NOMENCLATURE	UNITS PER ASSY
	530810	DECALS MAIN FRAME	RF
1	345420	DECAL, ROWFINDER INSTRUCTIONS	1
2	346310	DECAL, WARNING HIGH PRESS. FLUID	1
3	368040	DECAL, CAUTION SAFETY INSTRUCTIONS	1
4	467400	DECAL, WARNING FLYING OBJECT	2
5	467410	DECAL, DANGER ROTATING ROLL	2
6	467420	DECAL, WARNING RIDERS FALLING	2
7	467430	DECAL, DANGER SHIELD MISSING	2
8	467450	DECAL, WARNING MOVING PART	1
9	476450	TAPE, RED REFLECT.	2
10	476460	TAPE, YELLOW REFLECT.	2
11	476470	TAPE, RED-ORANGE REFLECT.	2
12	289500	DECAL, SPRING LENGTH	1
13	510730	DECAL, WARNING FERRIS WHEEL	1
14	519480	DECAL, ARTS-WAY LOGO	1
15	355500	TAG, SERIAL NUMBER	1
16	204510	NAIL, 1/4 GRIP	4
17	133420	PATENT PENDING	2
18	564840	DECAL, PATENT #6812	1

- = Not Illustrated

THIS PAGE
LEFT
INTENTIONALLY
BLANK

SECTION 2: HEAD ASSEMBLIES

6 ROW 28/30 AND 8 ROW 22 (6R28/30, 8R22)

8 ROW 28/30 (8R28/30)

12 ROW 22 (12R22)

THIS PAGE
LEFT
INTENTIONALLY
BLANK

CONVEYOR ROLL AND SMOOTH ROLL ASSEMBLY (8R22-6R28/30)

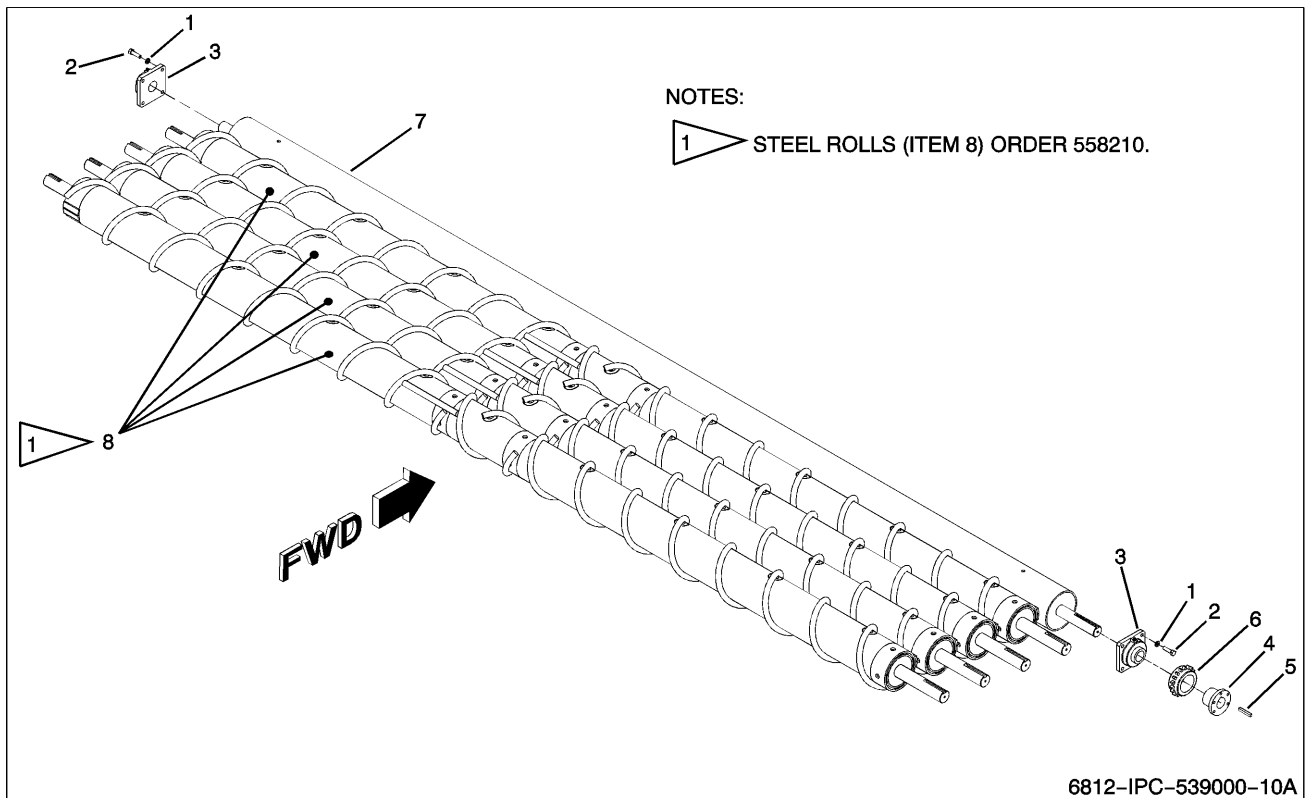
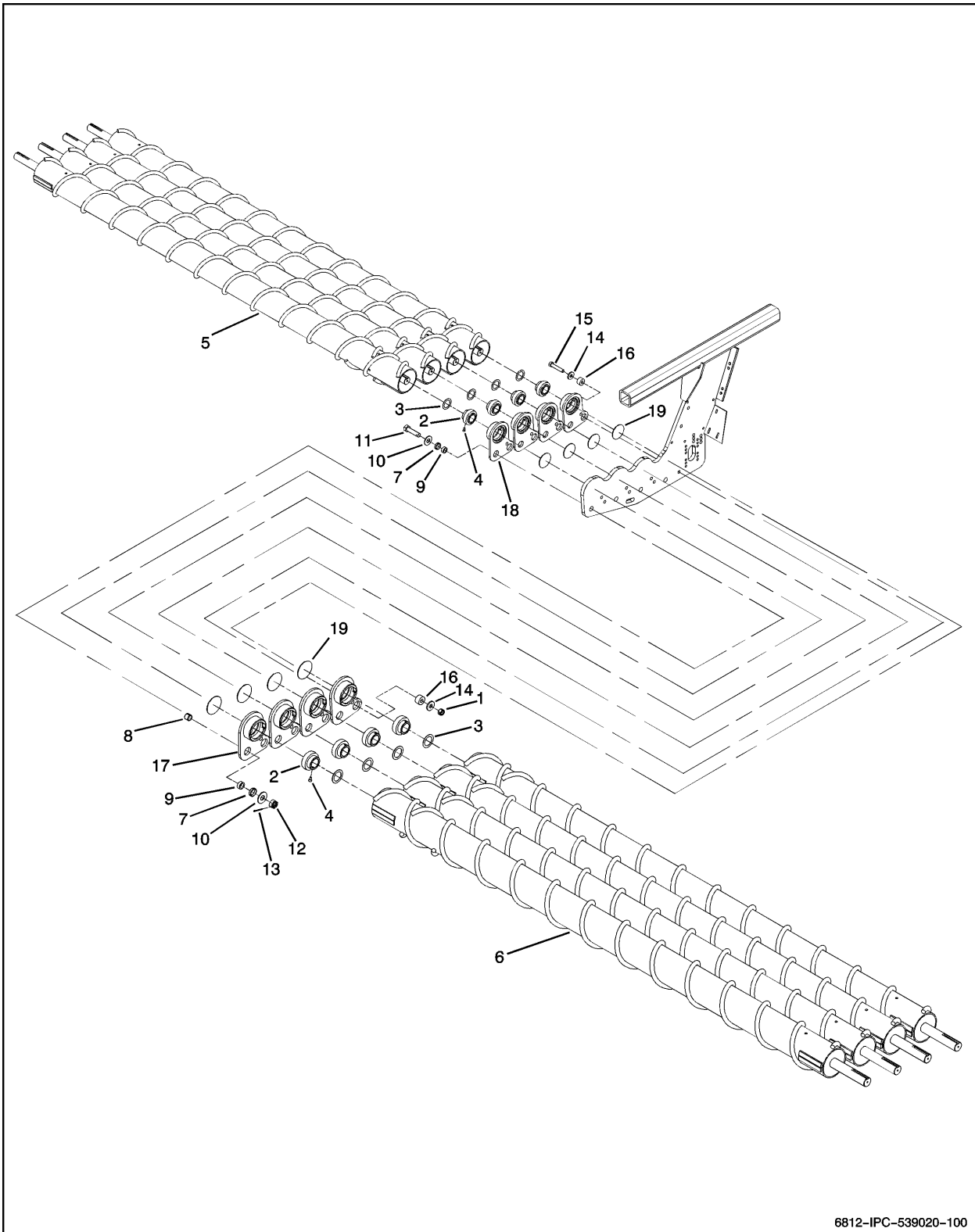


FIG ITEM	PART NUMBER	NOMENCLATURE	UNITS PER ASSY
	539000-10	CONVEYOR ROLL AND SMOOTH ROLL ASSEMBLY (8R22-6R28/30)	RF
1	005370	WASHER, LOCK 1/2 ZN	8
2	1770500	BOLT, 1/2-13 X 1-3/4 GR5 ZN	8
3	E072489	BEARING, FLANGE 1-3/4 4 BLT	2
4	288070	BUSHING, SPLIT TAPER Q1 1-3/4 INCH	1
5	167920	KEY, SQUARE 3/8 X 2.5	1
6	E741066	SPROCKET, 80Q18	1
7	558230	ROLL WLDT, SMOOTH 6.62 OD	1
8	558250	ROLL WLDT, CONV, S80	4

- = Not Illustrated

ROLLER GROUPING - STEEL GRABROLL (8R28/30, 12R22)

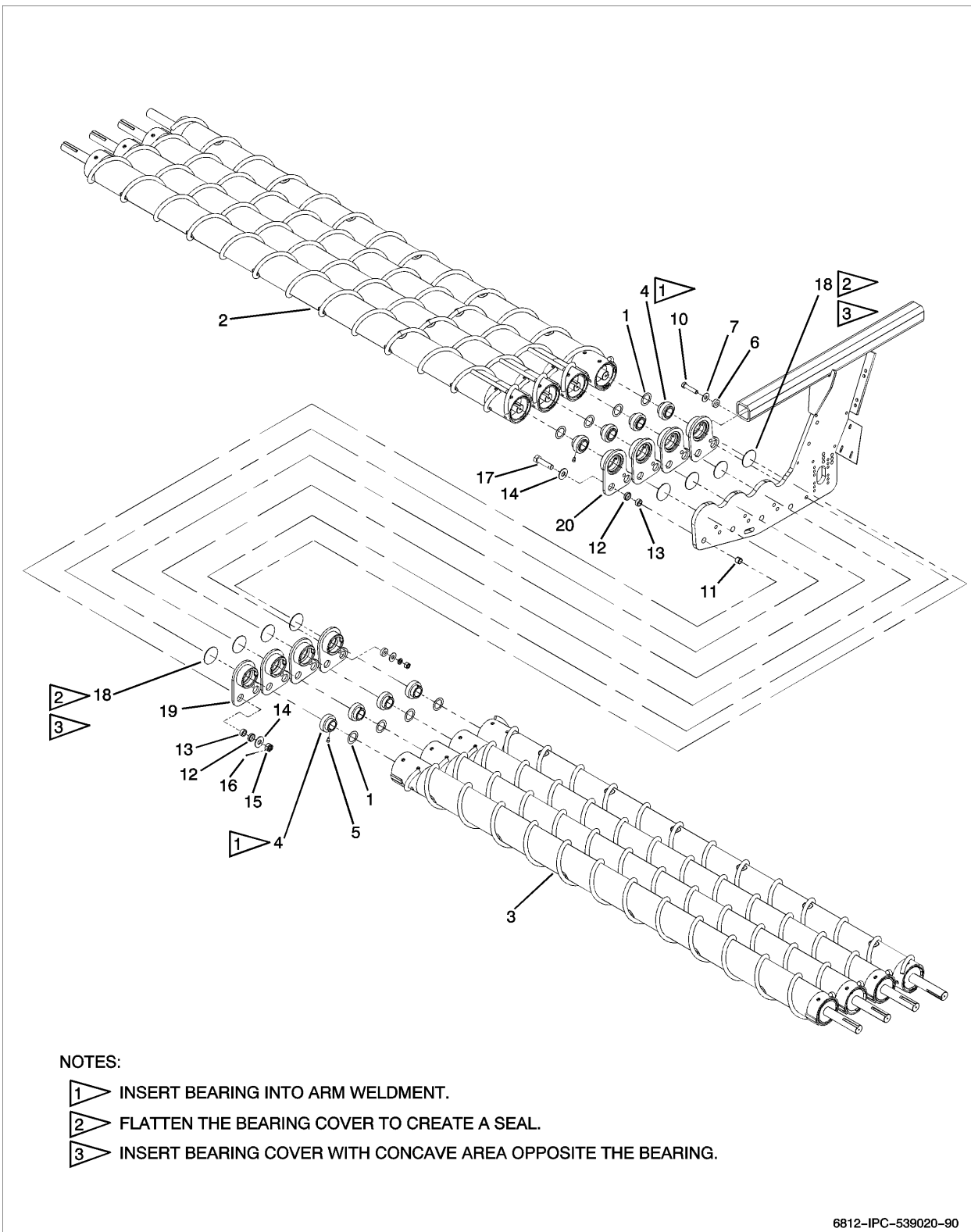


ROLLER GROUPING – STEEL GRABROLL (8R28/30, 12R22)

FIG ITEM	PART NUMBER	NOMENCLATURE	UNITS PER ASSY
	539020-100	ROLLER GROUPING - STEEL GRABROLL (8R28/30, 12R22)	RF
1	152360	NUT, LOCK 3/4-10 HEX	4
2	538410	BEARING, BALL 2.0	8
3	452880	WASHER, FLAT 2.06 x 2.94 x 0.06	8
4	538470	SCREW, SHCS 3/8-24	8
5	539240	ROLL WLDT, DI VERTER (12R22)	4
-5A	539200	ROLL WLDT, DI VERTER (8R28/30)	4
6	539250	ROLL WLDT, DI VERTER (12R22)	4
-6A	539210	ROLL WLDT, DI VERTER (8R28/30)	4
7	538420	BUSHING, STEEL 1-1/2 X 1-3/4 X 1/2	8
8	V180220	BUSHING, STEEL 1-1/2 X 1.0 X 0.578	4
9	538440	BUSHING, CTR	8
10	990720	WASHER, FLAT 1 INCH STD ZN	8
11	538430	BOLT, HHCS 1-14 x 4 DRILLED GR8 ZN	4
12	344280	NUT, SLOTTED 1-14	4
13	003950	PIN, COTTER 3/16 x 2	4
14	538810	WASHER, FLAT 0.812 X 2.00	8
15	990590	HBOLT 0.7500-10 x 4 GR5 ZN	4
16	248920	PAD, FLEX 1.75 x 0.75	8
17	559130	ARM WLDT, '07 LH	4
18	559140	ARM WLDT, '07 RH	4
19	561670	BEARING COVER	8

- = Not Illustrated

ROLLER GROUPING - POLY GRABROLL (8R28/30, 12R22)



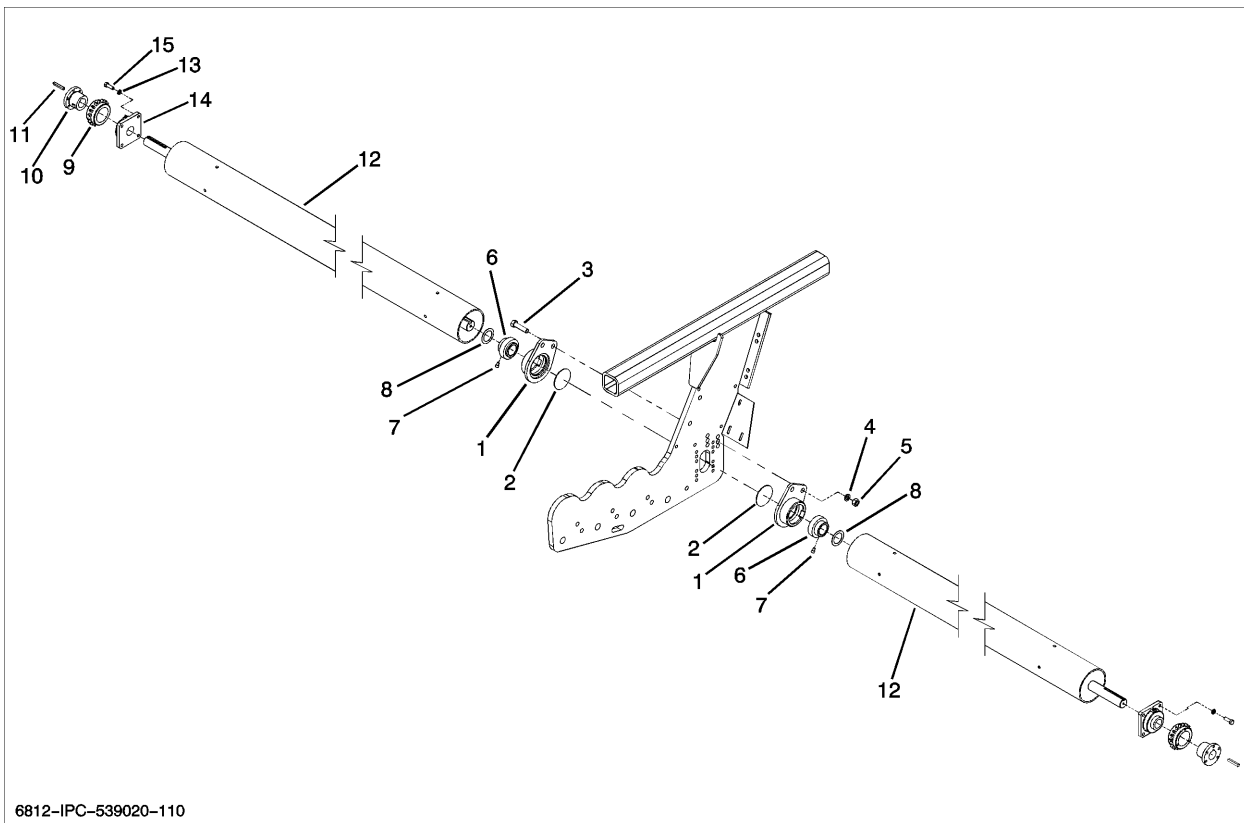
6812-IPC-539020-90

ROLLER GROUPING – POLY GRABROLL (8R28/30, 12R22)

FIG ITEM	PART NUMBER	NOMENCLATURE	UNITS PER ASSY
	539020-090	ROLLER GROUPING – POLY GRABROLL (8R28/30, 12R22)	RF
1	452880	WASHER, FLAT 2.06 x 2.94 x 0.06	8
2	539340	ROLL WLDT, CONV. LH	4
3	539350	ROLL WLDT, CONV. RH	4
4	538410	BEARING, BALL 2.0	8
5	538470	SCREW, SHCS 3/8-24	8
6	538450	BUSHING, SPACER	8
7	990710	WASHER, FLAT 3/4 STD	8
8	036800	LW 3/4 INCH SAE MED	4
9	J14H794	NUT, HEX 3/4-10 GR5 ZN	4
10	990830	BOLT, HHCS 3/4-10 x 3-1/2	4
11	V180220	BUSHING, STEEL 1-1/2 X 1.0 X 0.578	4
12	538420	BUSHING, STEEL 1-1/2 X 1-3/4 X 1/2	8
13	538440	BUSHING, CTR	8
14	990720	WASHER, FLAT 1 INCH STD ZN	8
15	344280	NUT, SLOTTED 1-14	4
16	003950	PIN, COTTER 3/16 x 2	4
17	538430	BOLT, HHCS 1-14 x 4 DRILLED GR8 ZN	4
18	561670	BEARING COVER	8
19	559140	ARM WLDT, '07 RH	4
20	559130	ARM WLDT, '07 LH	4

- = Not Illustrated

ROLLER GROUPING – SMOOTH ROLL (8R28/30, 12R22)



6812-IPC-539020-110

FIG ITEM	PART NUMBER	NOMENCLATURE	UNITS PER ASSY
	539020-110	ROLLER GROUPING – SMOOTH ROLL (8R28/30, 12R22)	RF
1	538390	SUPPORT WLDT	2
2	561670	BEARING COVER	2
3	990570	BOLT, HHCS 3/4-10 x 3	2
4	036800	LW 3/4 INCH SAE MED	2
5	J14H794	NUT, HEX 3/4-10 GR5 ZN	2
6	538410	BEARING, BALL 2.0	2
7	538470	SCREW, SHCS 3/8-24	2
8	452880	WASHER, FLAT 2.06 x 2.94 x 0.06	2
9	E741066	SPROCKET, 80Q18	2
10	288070	BUSHING, SPLIT TAPER Q1 1-3/4 INCH	2
11	167920	KEY, SQUARE 3/8 x 2.5	2
12	539300	ROLL WLDT, SMOOTH (12R22)	2
-12A	539310	ROLL WLDT, SMOOTH (8R28/30)	2
13	005370	WASHER, LOCK 1/2 ZN	8
14	E072489	BEARING, FLANGE 1-3/4 4 BLT	2
15	014770	BOLT, HHCS 1/2-13	8

- = Not Illustrated

ROLLER GROUPING – STAR ROLL (6R28/30, 8R22)

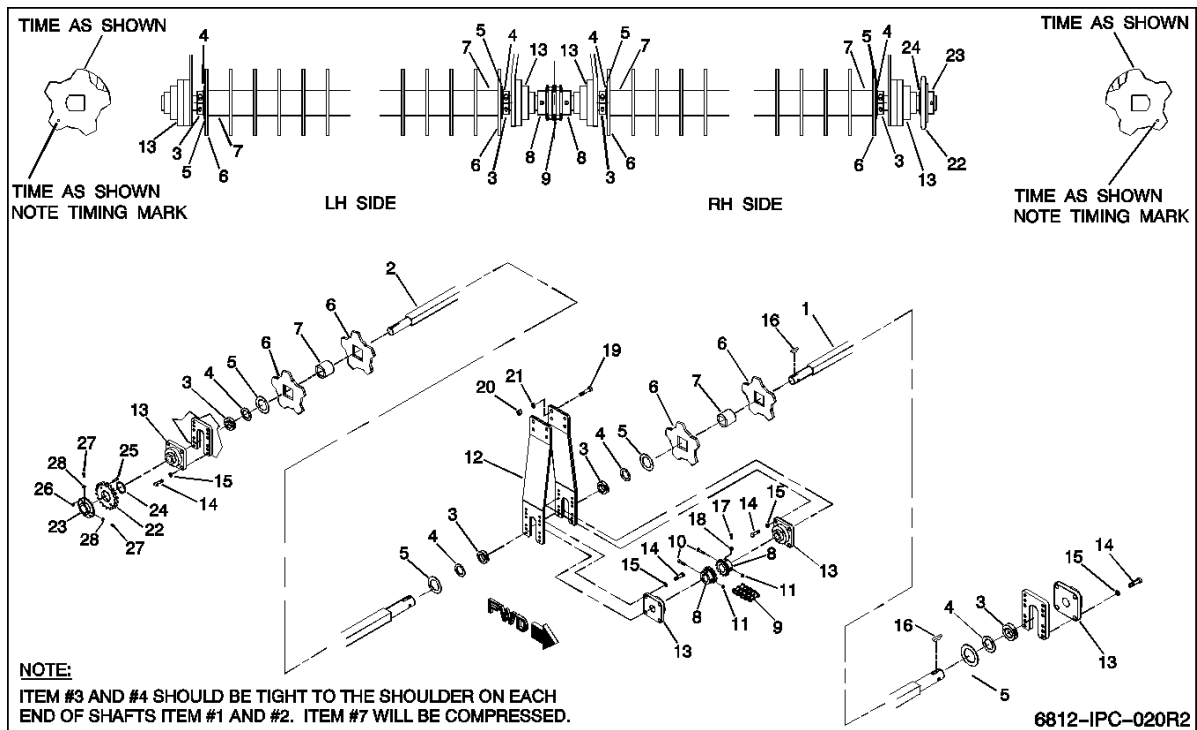


FIG ITEM	PART NUMBER	NOMENCLATURE	UNITS PER ASSY
		ROLLER GROUPING – STAR ROLL (6R28/30, 8R22)	RF
1	559220	SHAFT, LH STAR 1.75 X 89.00	1
2	559230	SHAFT, RH STAR 1.75 X 91.53	1
3	287700	LOCK COLLAR, SPLIT 1.75	4
4	E126034	BUSHING, MACH 1.88 X 2.88 X 0.13	4
5	E126201	BUSHING, MACH 2.5 X 3.87 X 0.134	4
6	287570	PLATE, STAR 8.0 DIA.	56
7	287600	SPACER, RUBBER	56
8	287610	SPROCKET, H60B14 1.78 BORE	2
9	163770	CHAIN, 60-2 14P	1
10	340360	BOLT, HHCS 3/8-16 X 3-1/2	2
11	I359783C1	NUT, LOCK 3/8 HEX	2
12	554060	MOUNT WLDT., CTR. BRG. MTG.	1
13	E072489	BEARING, FLG. 4.H 1.75	4
14	014770	BOLT, HHCS 1/2-13 X 1-1/2	16
15	005370	WASHER, LOCK 1/2	16
16	231950	KEY, WOODRUFF 1222-1 3/8	2
17	R61566	SCREW, SOHSS 3/8-16 X 3/4	2
18	I124829	NUT, JAM 3.8-16 HEX	2
19	023110	BOLT, HHCS 5/8-11 X 2-1/2	8
20	I124589	NUT, HEX 5/8-11	8
21	020440	WASHER, LOCK 5/8	8
22	532450	SPROCKET, PLATE RCBO-A18T	1
23	532560	HUB WLDT., SHEAR 1.75 ID	1
24	040290	RING, RETAINER	1
25	025760	BOLT, HHCS 5/16-18 X 1-1/2	2
26	025670	NUT, LOCK 5/16	2
27	039730	SCREW, SOHSS 5/16-18 X 1	2
28	033500	NUT, JAM 5/16-18 HEX	2

- = Not Illustrated

ROLLER GROUPING - STAR ROLL (8R28/30)

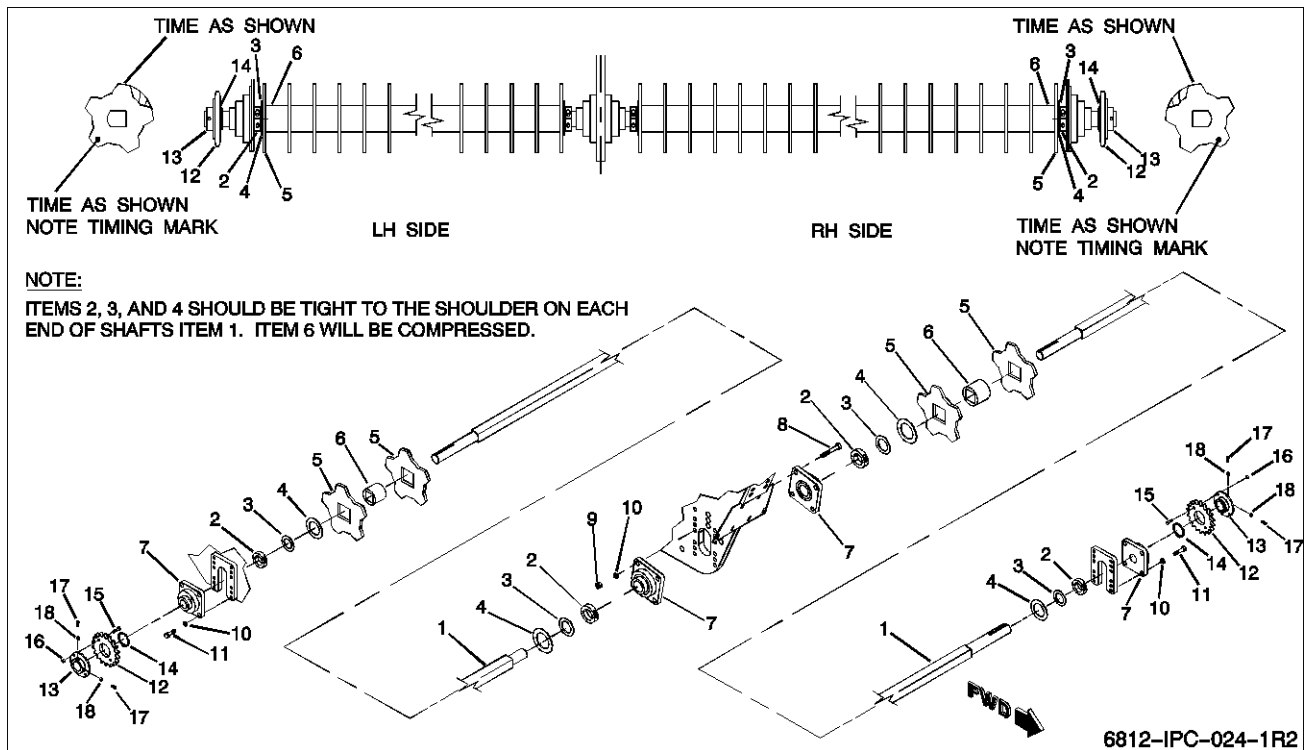
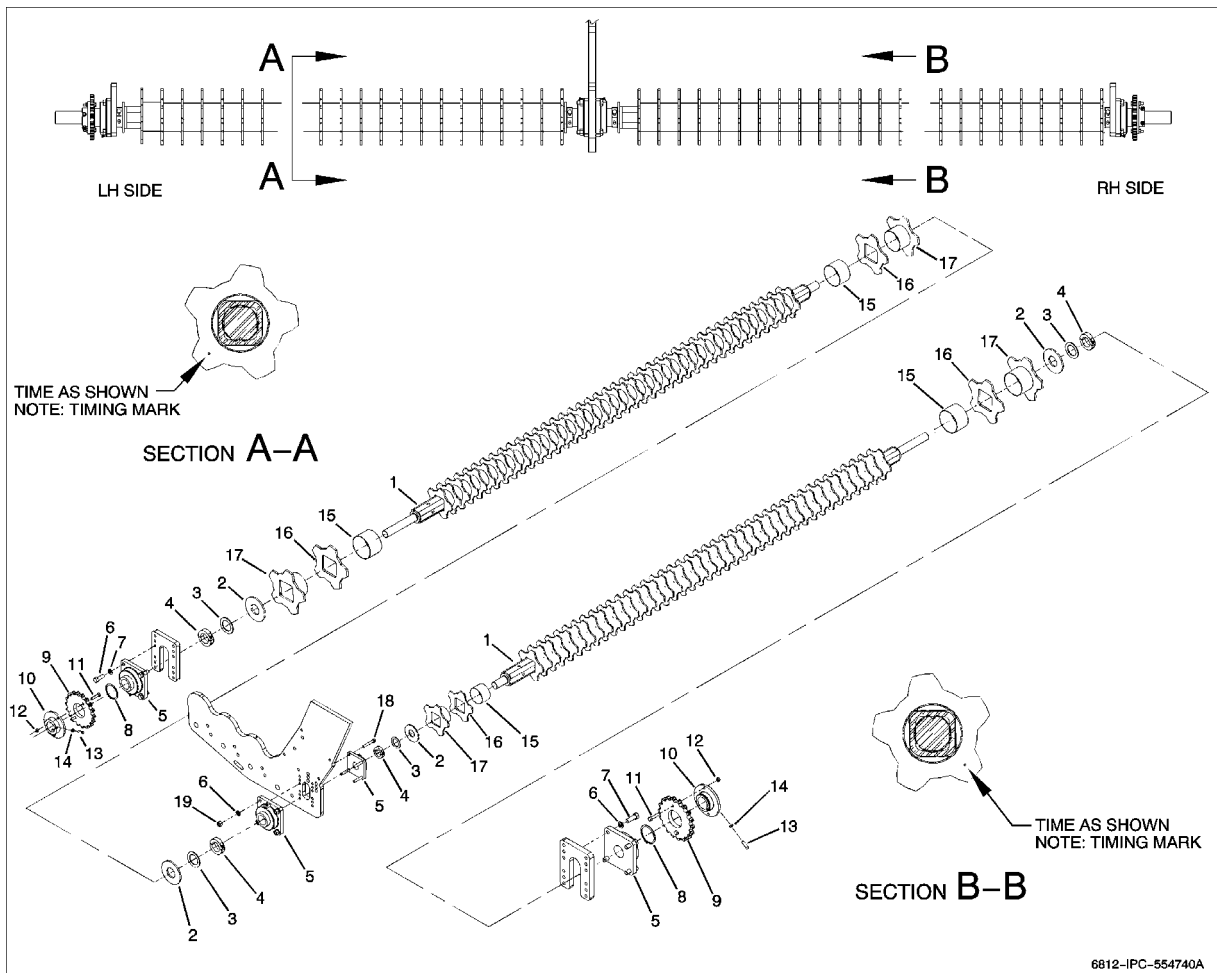


FIG ITEM	PART NUMBER	NOMENCLATURE	UNITS PER ASSY
		ROLLER GROUPING - STAR ROLL (8R28/30)	RF
1	554760	SHAFT, STAR 1.75 X 122.00	2
2	287700	LOCK COLLAR, SPLIT 1.75 BORE	4
3	E126034	BUSHING, MACH 1.88 X 2.88 X 0.130	4
4	E126201	BUSHING, MACH 2.50 X 3.87 X 0.134	4
5	287570	PLATE, STAR 8.0 DIA.	78
6	287600	SPACER, RUBBER	76
7	E072489	BEARING, FLG. 4H 1.75	4
8	041410	BOLT, HHCS 1/2-13 X 3-1/4 GR5 ZN	4
9	005360	NUT, HEX 1/2-13 GR5 ZN	4
10	005370	WASHER, LOCK 1/2	12
11	014770	BOLT, HHCS 1/2-13 X 1-1/2	8
12	532450	SPROCKET, PLATE RC80-A18T	2
13	532460	HUB WLDT., SHEAR 1.75 ID	2
14	040290	RING, RETAINER	2
15	025760	BOLT, HHCS 5/16-18 X 1-1/2	4
16	025670	NUT, LOCK 5.16-18	4
17	039730	SCREW, SÖHSS 5/16-18 X 1	4
18	033500	NUT, JAM 5/16-18 HEX	4

- = Not Illustrated

ROLLER GROUPING, STAR (12R22)

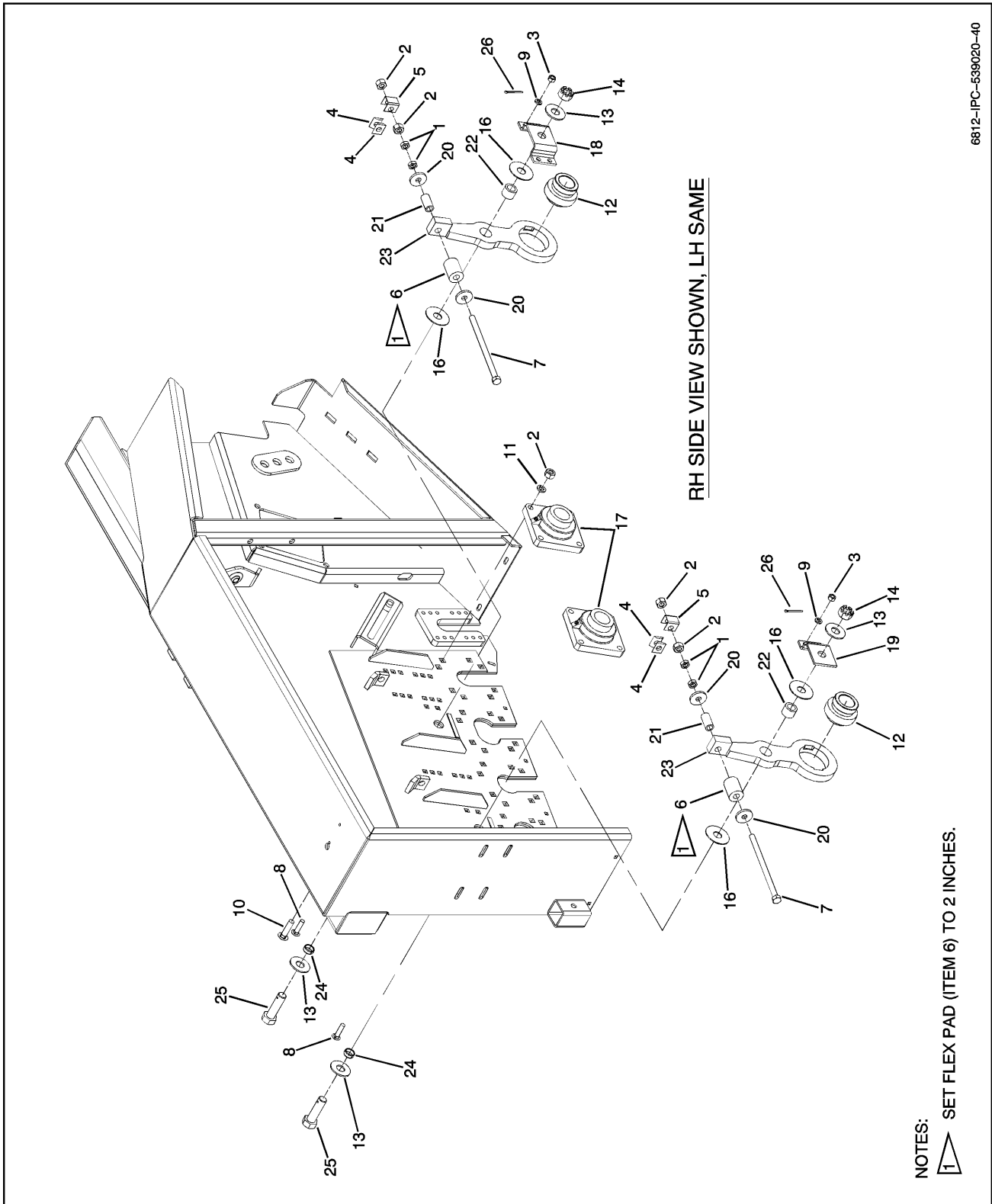


6812-IPC-554740A

FIG ITEM	PART NUMBER	NOMENCLATURE	UNITS PER ASSY
	554740	ROLLER GROUPING, STAR (12R22)	RF
1	566040	SHAFT WLDT	2
2	566080	DISK, STAR RETAIN	4
3	E126034	BUSHING, 1.88 X 2.8 X 0.134	4
4	287700	LOCK COLLAR	4
5	E072489	BEARING, FLANGE 1-3/4 4 BLT	4
6	005370	WASHER, LOCK 1/2 ZN	12
7	014770	BOLT, HHCS 1/2-13	8
8	040290	RING, RETAINING	2
9	532450	SPROCKET, PLATE	2
10	532460	HUB WLDT, SHEAR	2
11	025760	BOLT, HHCS 5/16-18 X 1-1/2	4
12	025670	HNUT 0.3125-18-D-N	4
13	039730	SCREW, SOHSS 5/16-18 X 1	4
14	033500	NUT, JAM 5/16-18 HEX	4
15	566020	SPACER, STEEL/STAR	84
16	566010	PLATE, STAR	86
17	566030	WLDT, STAR & TUBE	4
18	041410	HHCS, 1/2-13 X 3.25 G5, ZN	4
19	005360	NUT, HEX 1/2-13	4

- = Not Illustrated

GRABROLL MOUNTING STEEL ROLLS (ALL HEADS)



6812-IPC-639020-40

GRABROLL MOUNTING STEEL ROLLS (ALL HEADS)

FIG ITEM	PART NUMBER	NOMENCLATURE	UNITS PER ASSY
	539020-40	GRABROLL MOUNTING STEEL ROLLS (ALL HEADS)	RF
1	344630	NUT, JAM 5/8-11 HEX	8
2	1124589	NUT, HEX 0.6250-11-D-ZN	12
3	005360	NUT, HEX 1/2-13	6
4	264780	TENSION ROCKER	8
5	344310	CLIP, RETAINER DRIVE	4
6	515320	PAD, FLEX 1.75 X 0.75 X 2.38L	4
7	J08H4753	HBOLT 0.6250-11 X 10.5 SPCL GR8	4
8	991200	RHSN BOLT 0.5-13 X 2 X 2-N	6
9	005370	WASHER, LOCK 1/2 ZN	6
10	J03H1858	RHSN BOLT 0.625-11 X 2.50 GR 5 ZN	8
11	020440	WASHER, LOCK 5/8	8
12	501150	BEARING, BALL 2.0	4
13	990720	WASHER, FLAT 1 INCH STD ZN	8
14	344280	NUT, SLOTTED 1-14	4
16	264740	WASHER, HARDENED 1-1/16 X 3.00 X 12 GA	8
17	E072445	BEARING, FLANGE, 2 INCH BORE, W/LK COLLAR	4
18	264770	BRACKET, GRABROLL ARM	2
19	559180	BRACKET, 2 HOLE	2
20	340310	WASHER, FLAT 0.66 ID X 2.00 OD X 0.25	8
21	413980	SPACER 1.00 ID X 0.687 ID X 2.00	4
22	264730	BUSHING, GRABROLL ARM	4
23	346110	ARM ASSY, GRABROLL DRIVE	4
24	344250	BUSHING, STEEL 1 X 1-1/4 X 1/2	4
25	344270	BOLT, HHCS 1-14 X 3-1/2 DRILL	4
26	003950	PIN, COTTER 3/16 X 2	4

- = Not Illustrated

GRABROLL MOUNTING POLY ROLLS (ALL HEADS)

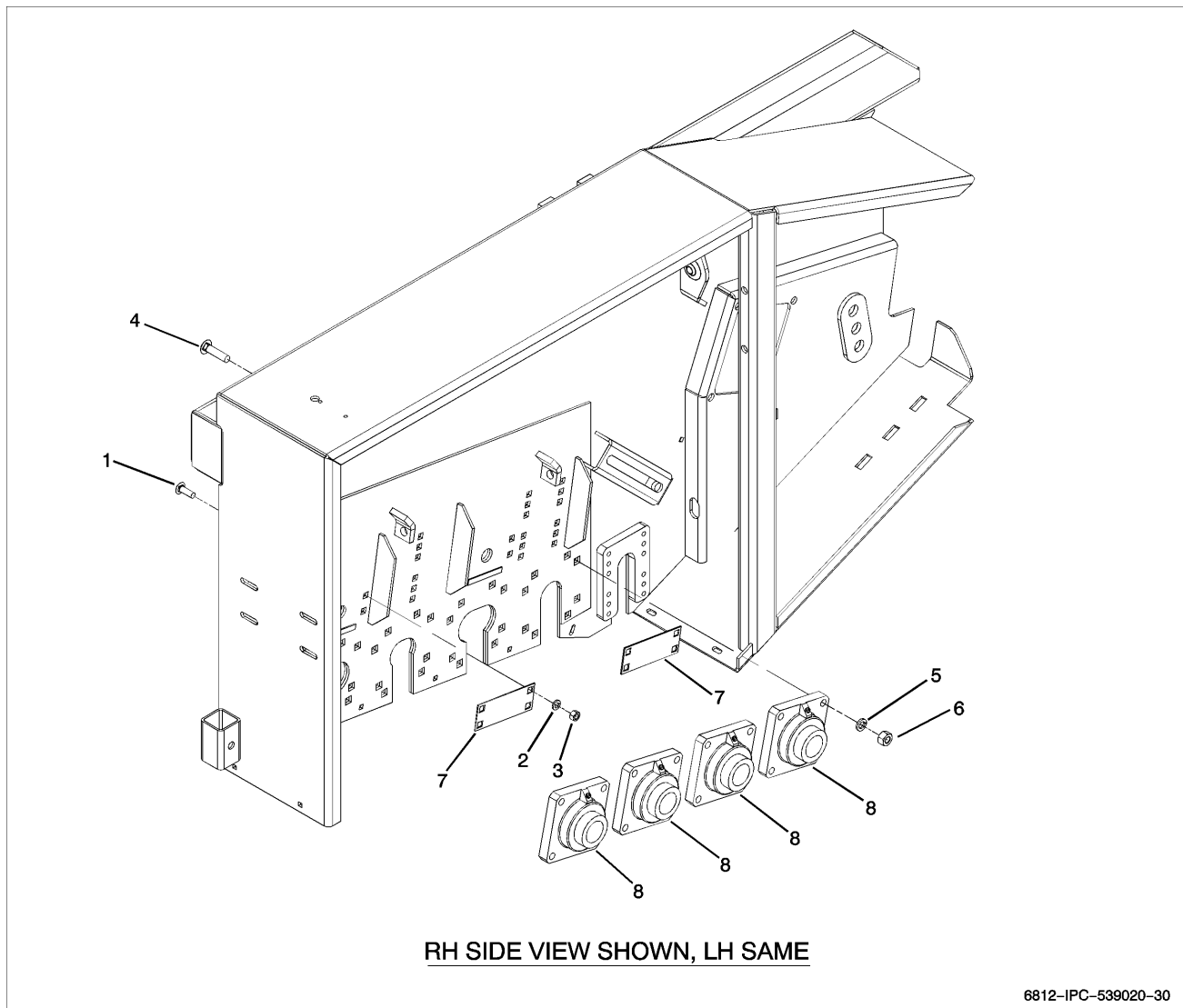


FIG ITEM	PART NUMBER	NOMENCLATURE	UNITS PER ASSY
	539020-30	GRABROLL MOUNTING POLY ROLLS (ALL HEADS)	RF
1	156850	BOLT, CRG 1/2-13 X 1-1/2 SSN GR5 ZN	4
2	005370	WASHER, LOCK 1/2 ZN	4
3	005360	NUT, HEX 1/2-13	4
4	J03H1858	RHSNBOLT 0.625-11 X 2.50 GR 5 ZN	16
5	020440	WASHER, LOCK 5/8	16
6	I124589	NUT , HEX 0.6250-11-D-ZN	16
7	538820	PLATE, COVER	2
8	E072445	BEARING, FLANGE, 2 INCH BORE, W/LK COLLAR	4

- = Not Illustrated

DRIVE SHAFT ASSY (8R22-6R28/30)

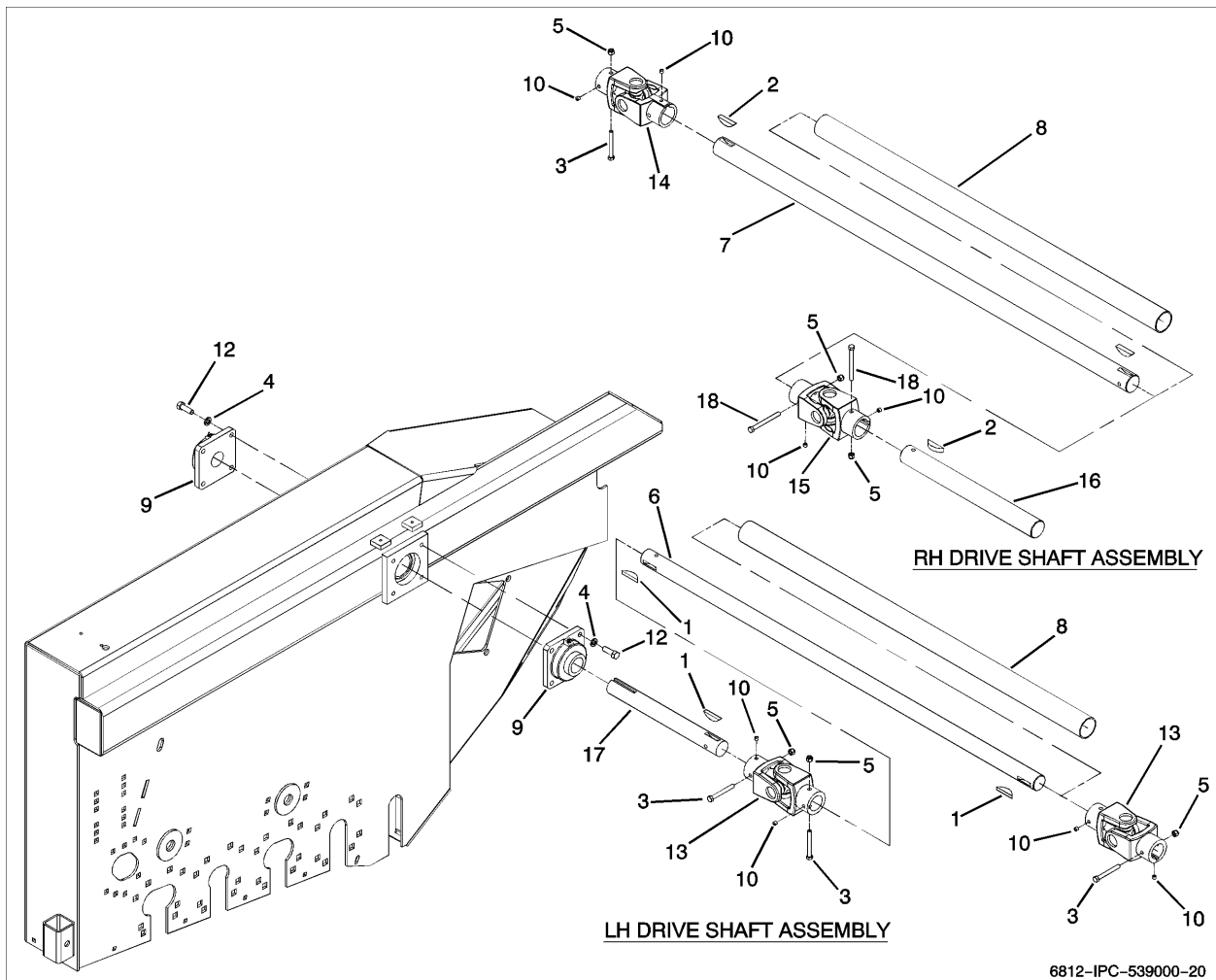
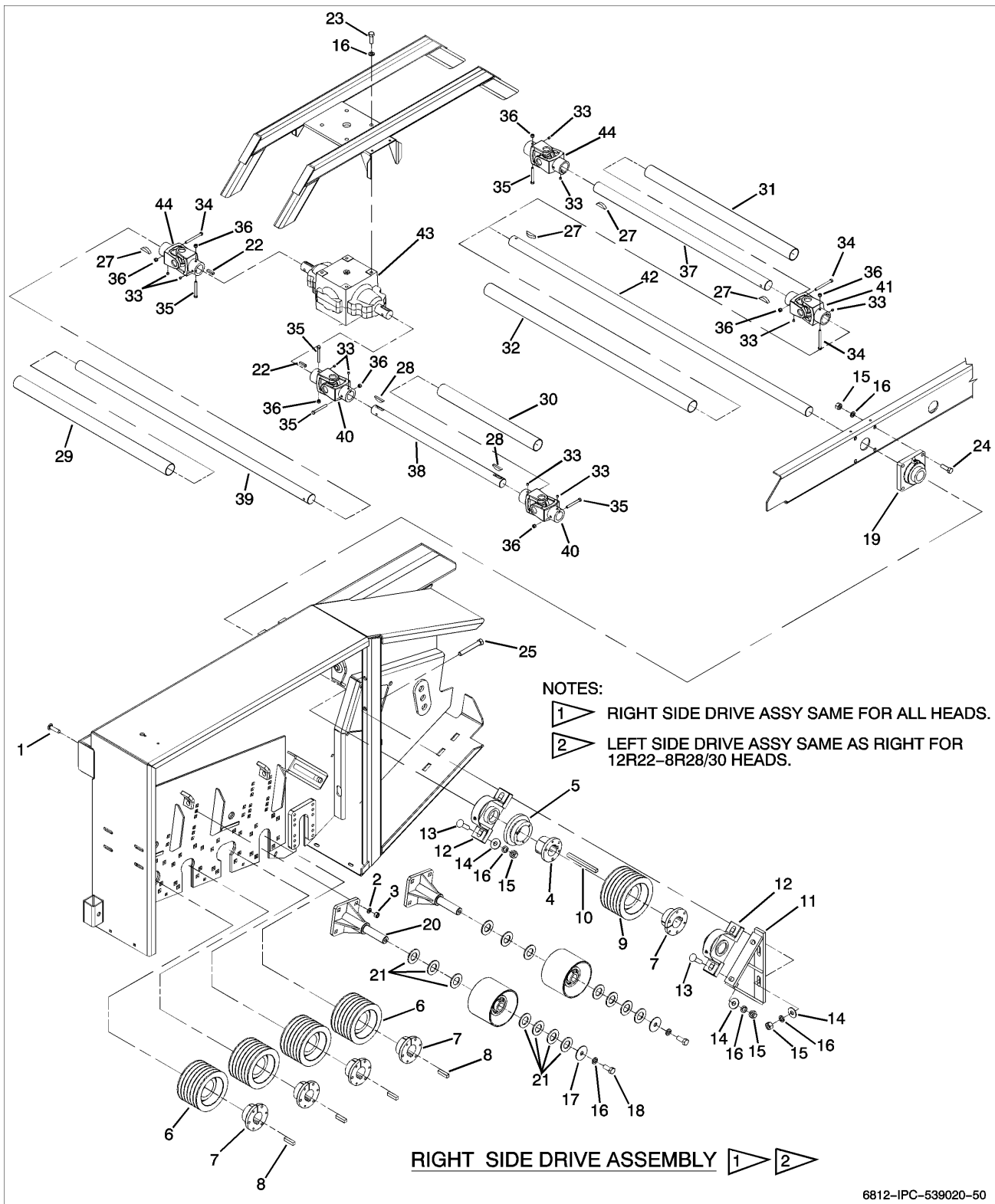


FIG ITEM	PART NUMBER	NOMENCLATURE	UNITS PER ASSY
	539000-20	DRIVE SHAFT ASSY (8R22-6R28/30)	RF
1	231950	KEY, WOODRUFF 3/8 X 2-3/4	3
2	498120	KEY, WOODRUFF 3/8 X 2-3/4	3
3	1189304	BOLT, HHCS 3/8-16 X 3-1/4	4
4	005370	WASHER, LOCK 1/2 ZN	2
5	073630	NUT, LOCK 3/8-16	6
6	559240	SHAFT, LH DRIVE	1
7	559250	SHAFT, RH DRIVE	1
8	525960	SHIELD, INNER SPIN	2
9	E072489	BEARING, FLANGE 1-3/4 4 BLT	2
10	218660	SCREW, HSSS 3/8-16 X 3/8	8
11	1189304	BOLT, HHCS 3/8-16 X 4	2
12	014770	BOLT, HHCS 1/2-13	2
13	286520	U JOINT, 1-3/4 RB X 1-3/4 RB	2
14	439110	U-JOINT, 1-3/4 X 2, 2500	1
15	532060	U-JOINT, 2 X 2, 2500	1
16	538770	SHAFT, RH DRIVE	1
17	532620	SHAFT, LH DRIVE OUTER	1

- = Not Illustrated

CONVEYOR ROLLER DRIVES (8R28/30, 12R22)



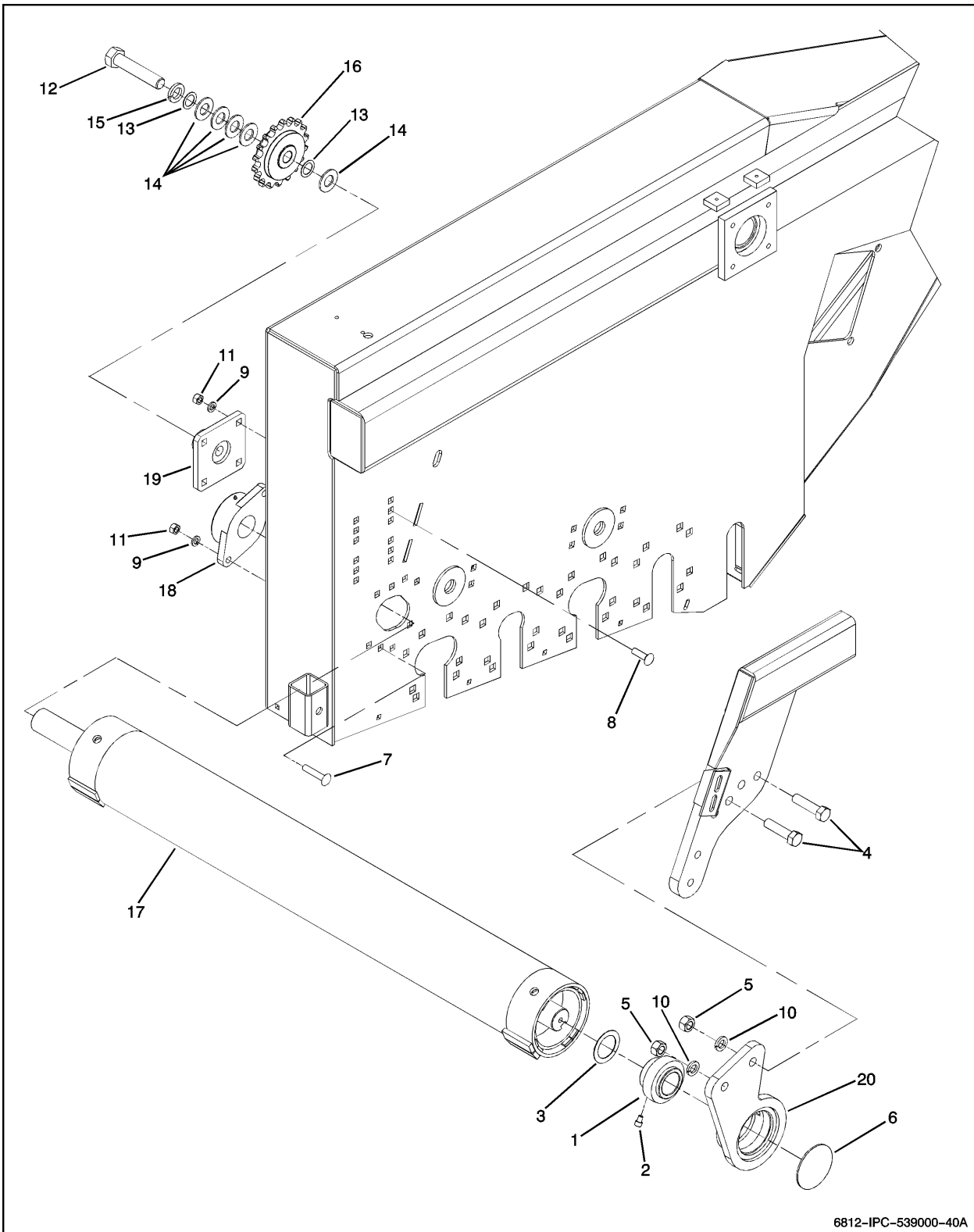
6812-IPC-539020-50

CONVEYOR ROLLER DRIVES (8R28/30, 12R22)

FIG ITEM	PART NUMBER	NOMENCLATURE	UNITS PER ASSY
		CONVEYOR ROLLER DRIVES (8R28/30, 12R22)	RF
1	463750	BOLT, CRG, 1/2-13 X 2 SSN GR5 ZN	8
2	005370	WASHER, LOCK 1/2 ZN	8
3	005360	NUT, HEX 1/2-13	8
4	E126080	BUSHING, SPLIT TAPER	1
5	E741067	SPROCKET, 80Q15	1
6	561450	SHEAVE, 6 GRV 5V X 7.10 OD	4
7	251220	BUSHING, QD, SF 2 INCH BORE, 1/2 INCH KW	5
8	R66305	KEY SQ, 1/2 X 2	4
9	561460	SHEAVE, 6 GRV 5V X 7.50 OD	1
10	552070	KEY, SQ 1/2 X 6-1/2	1
11	523630	MOUNT WLDT, BRG	1
12	E072358	PB BEARING, 2.0 BORE	2
13	J03H1858	RHSNBOLT 0.625-11 X 2.50 GR 5 ZN	4
14	020430	WASHER, FLAT 5/8 STD	6
15	I124589	NUT, HEX 0.6250-11-D-ZN	10
16	020440	WASHER, LOCK 5/8	16
17	561500	WASHER, FLAT 5/8 ID	2
18	990610	BOLT, HHCS 5/8-11 X 1 1/2 GR5 ZN	2
19	E072445	BEARING, FLANGE, 2 INCH BORE, W/LK COLLAR	1
20	559160	MOUNT WLDT, IDLER	2
21	E829022	FW 1.25	14
22	006670	KEY, SQUARE 3/8 X 1-1/2	2
23	025100	HBOLT 0.6250-11 X 1.75 ZN	4
24	990620	BOLT, HHCS 5/8-11 X 2	4
25	028330	BOLT, HHCS 5/8-11 X 4-1/2	2
26	561480	SHEAVE ASSY, IDLER 1.25 ID	2
27	498120	KEY, WOODRUFF 1/2 X 2-3/4	4
28	231950	KEY, WOODRUFF 3/8 X 2-3/4	2
29	569520	SHIELD, INNER SPIN (12R22)	1
-29A	525970	SHIELD, INNER SPIN (8R28/30)	1
30	496850	SHIELD, INNER SPIN	1
31	569510	SHIELD, INNER SPIN (12R22)	1
-31A	525970	SHIELD, INNER SPIN (8R28/30)	1
32	525940	SHIELD, INNER SPIN	1
33	218660	SCREW, HSSS 3/8-16 X 3/8	10
34	991150	BOLT, HHCS 3/8-16 X 4	3
35	I189304	BOLT, HHCS 3/8-16 X 3-1/4	5
36	073630	NUT, LOCK 3/8-16	8
37	532730	SHAFT, RH DRIVE (12R22)	1
-37A	553720	SHAFT, RH DRIVE (8R28/30)	1
38	552080	SHAFT, LH DRIVE	1
39	552090	SHAFT, LH DRIVE (12R22)	1
-39A	555010	SHAFT, LH DRIVE (8R28/30)	1
40	286520	U JOINT, 1-3/4 RB X 1-3/4 RB	2
41	532060	U-JOINT, 2 X 2	1
42	552100	SHAFT, RH DRIVE	1
43	538460	GEARBOX, 1:1 REVERSE	1
44	439110	U-JOINT, 1-3/4 X 2, 2500	2
-45	561420	BELT, BANDED 6-5V2120 - REAR GRABROLL OPTION	1
-46	561430	BELT, BANDED 6-5V2000 - REAR DIVERter ROLL OPTION	1

- = Not Illustrated

LH GRABROLL REAR GRABROLL ASSEMBLY (8R22-6R28/30)



6812-IPC-539000-40A

LH GRABROLL REAR GRABROLL ASSEMBLY (8R22-6R28/30)

FIG ITEM	PART NUMBER	NOMENCLATURE	UNITS PER ASSY
	539000-40	LH GRABROLL REAR GRABROLL ASSEMBLY (8R22-6R28/30)	RF
1	538410	BEARING, BALL 2.0	2
2	538470	SCREW, SHCS 3/8-24	1
3	452880	WASHER, FLAT 2.06 X 2.94 X 0.06	1
4	990570	BOLT, HHCS 3/4-10 X 3	2
5	J14H794	NUT, HEX 3/4-10 GR5 ZN	2
6	561670	BEARING COVER	1
7	J03H1593	BOLT, CRG 1/2-13 X 2-1/2 SSN GR5 ZN	2
8	025390	RHSNBOLT 0.5-13 X 1.75 X 1.75-N	4
9	005370	WASHER, LOCK 1/2 ZN	6
10	036800	LW 3/4 INCH SAE MED	2
11	005360	NUT, HEX 1/2-13	6
12	991060	BOLT, HHCS 1-8 X 5 GR5 ZN	1
13	003370	WASHER, FLAT 1.03 X 1.50 X 0.048	2
14	033054	FW 1.02 ID X 2 INCH OD X 0.125	5
15	003350	WASHER, LOCK 1 X 1 21/32 X 1/4	1
16	541740	SPROCKET ASSY, IDLER	1
17	561190	ROLL WLDT., LH REAR POLY	1
-17A	561610	ROLL WLDT., LH REAR STEEL	1
18	551130	BEARING, FLG 2.00 INCH	1
19	561210	MOUNT WLDT, GRABROLL	1
20	561020	ARM WLDT, LH	1

- = Not Illustrated

GRAB ROLL OPTION (8R30, 12R22)

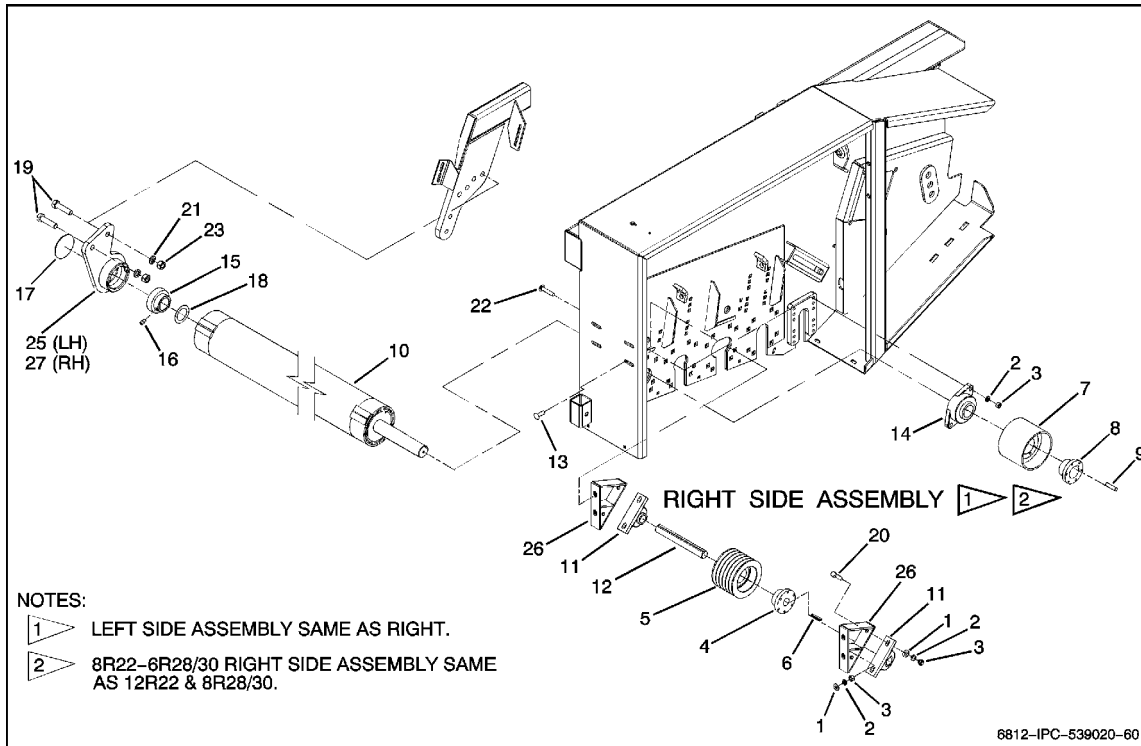


FIG ITEM	PART NUMBER	NOMENCLATURE	UNITS PER ASSY
	539020-60	Grab Roll Option (8R30, 12R22)	RF
1	005200	FW 0.5	8
2	005370	WASHER, LOCK 1/2 ZN	10
3	005360	NUT, HEX 1/2-13	10
4	561140	BUSHING, QD SK	1
5	561440	SHEAVE, 6 GRV 5V	1
6	014630	KEY, SQ 1/4 X 2.00	1
7	561090	SHEAVE WLDT, FLAT	1
8	346340	BUSHING, QD SK 2 BORE	1
9	R66305	KEY SQ, 1/2 X 2	1
10	561310	ROLL WLDT, REAR (12R22 POLY)	1
-10A	5616230	ROLL WLDT, REAR (12R22 STEEL)	1
-10B	561300	ROLL WLDT, REAR (8R28/30 POLY)	1
-10C	561620	ROLL WLDT, REAR (8R28/30 STEEL)	1
-10D	561030	ROLL WLDT, REAR (6R28/30 AND 8R22 RH POLY)	1
-10E	561600	ROLL WLDT, REAR (6R28/30 AND 8R22 RH STEEL)	1
11	035090	BRG, PB, CI HSG 1.25 W/LC	2
12	561260	SHAFT, 1.25 DIA	1
13	156850	BOLT, CRG 1/2-13 X 1-1/2 SSN GR5 ZN	4
14	551130	BEARING, FLG 2.00 INCH	1
15	538410	BEARING, BALL 2.0	1
16	538470	SCREW, SHCS 3/8-24	1
17	561670	BEARING COVER	1
18	452880	WASHER, FLAT 2.06 X 2.94 X 0.06	1
19	990570	BOLT, HHCS 3/4-10 X 3	1
20	023950	BOLT, HHCS 1/2-13 X 2 GR5 ZN	2
21	036800	LW 3/4 INCH SAE MED	4
22	J03H1593	BOLT, CRG 1/2-13 X 2-1/2 SSN GR5 ZN	2
23	J14H794	NUT, HEX 3/4-10 GR5 ZN	2
25	561020	ARM WLDT, LH	1
26	561150	MNT WLDT, GRABROLL	2
27	559990	ARM WLDT, RH	1

- = Not Illustrated

DIVERTER ROLL GROUPING (ALL HEADS)

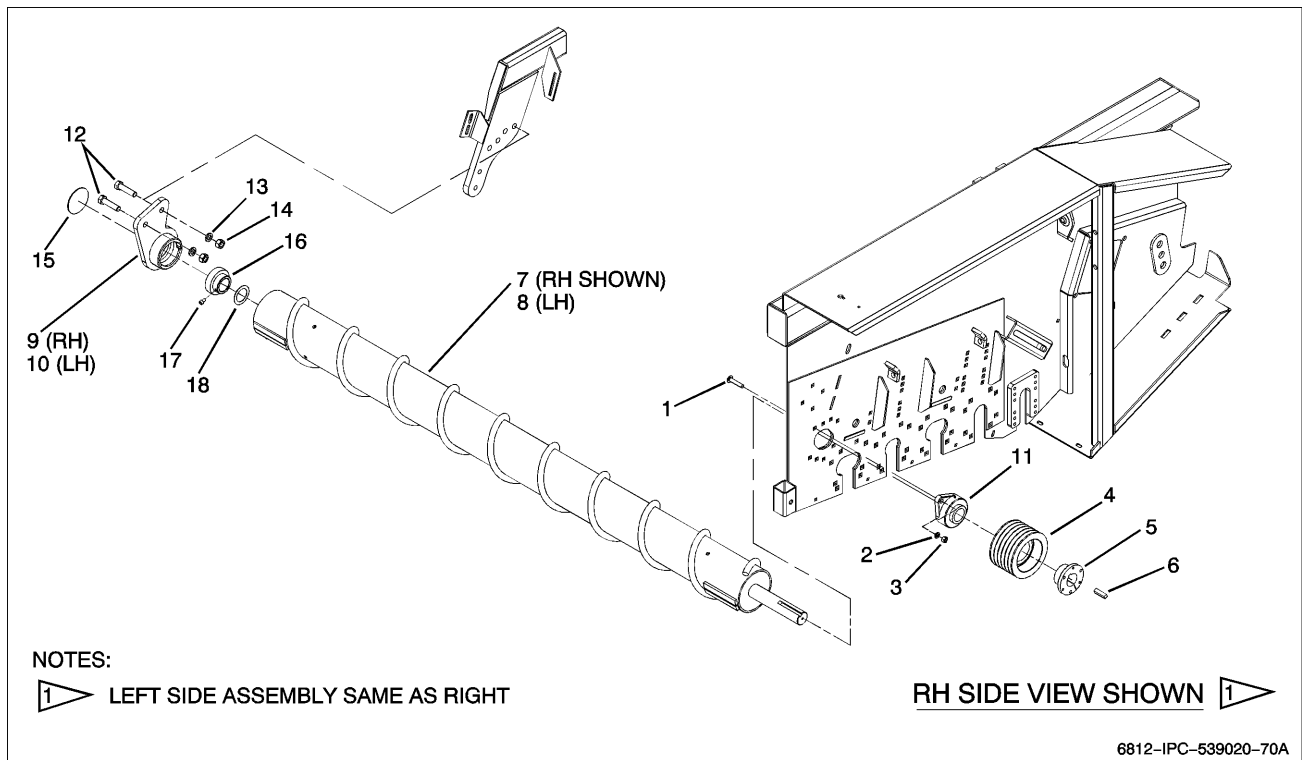
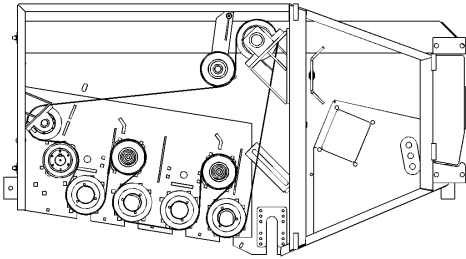


FIG ITEM	PART NUMBER	NOMENCLATURE	UNITS PER ASSY
	539020-70	DIVERTER ROLL GROUPING (ALL HEADS)	RF
1	J03H1593	BOLT, CRG 1/2-13 X 2-1/2 SSN GR5 ZN	2
2	005370	WASHER, LOCK 1/2 ZN	2
3	005360	NUT, HEX 1/2-13	2
4	561450	SHEAVE, 6 GRV 5V	1
5	251220	BUSHING, QD, SF 2 INCH BORE, 1/2 INCH KW	1
6	R66305	KEY SQ, 1/2 X 2	1
7	561770	ROLL WLDT, RH (12R22)	1
-7A	561750	ROLL WLDT, RH (8R28/30)	1
-7B	561730	ROLL WLDT, RH (6R28/30 AND 8R22)	1
8	561760	ROLL WLDT, LH (12R22)	1
-8A	561740	ROLL WLDT, LH (8R28/30)	1
-8B	561720	ROLL WLDT, LH (6R28/30 AND 8R22)	1
9	559960	ARM WLDT, RH	1
10	561240	ARM WLDT, LH	1
11	551130	BEARING, FLG 2.00 INCH	1
12	990570	BOLT, HHCS 3/4-10 X 3	2
13	036800	LW 3/4 INCH SAE MED	2
14	J14H794	NUT, HEX 3/4-10 GR5 ZN	2
15	561670	BEARING COVER	1
16	538410	BEARING, BALL 2.0	1
17	538470	SCREW, SHCS 3/8-24	1
18	452880	WASHER, FLAT 2.06 X 2.94 X 0.06	1
19	539060	HEAD WLDT, 12R22	1

- = Not Illustrated

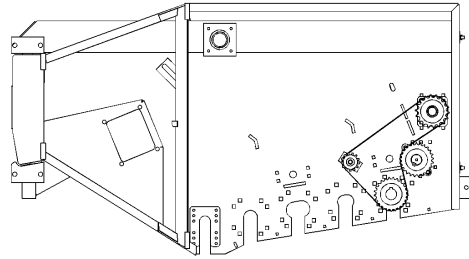
6812 BELT ROUTING 2007

**RIGHT SIDE ROUTING OF ALL HEADS
LEFT SIDE SAME FOR 12R22 & 8R28/30**

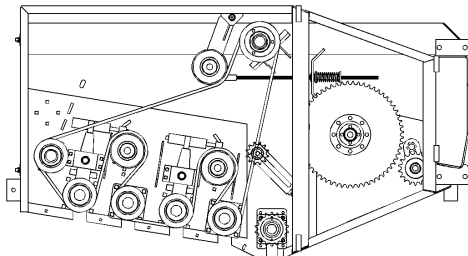


**BELT DRIVE – REAR
GRABROLL ROLL OPTION
BELT PART NO. 561420**

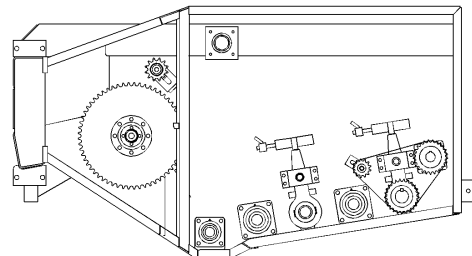
**LEFT SIDE ROUTING FOR
8R22 & 6R28/30 ONLY**



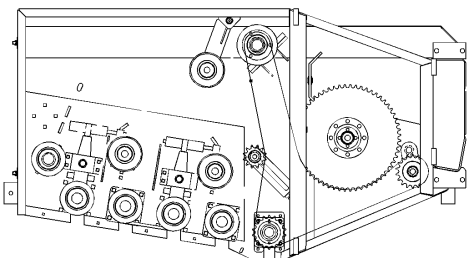
**CHAIN DRIVE – REAR
GRABROLL ROLL OPTION
CHAIN PART NO. 561410**



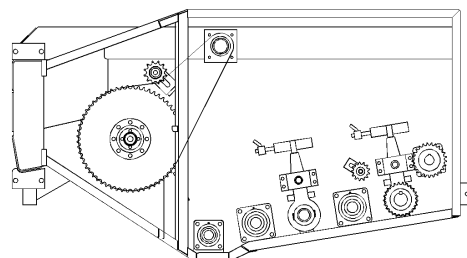
**BELT DRIVE – REAR
DIVERTER ROLL OPTION
BELT PART NO. 561430**



**CHAIN DRIVE – REAR
DIVERTER ROLL OPTION
CHAIN PART NO. 532960**



**PADDLE SHAFT DRIVE
CHAIN PART NO. 552390**

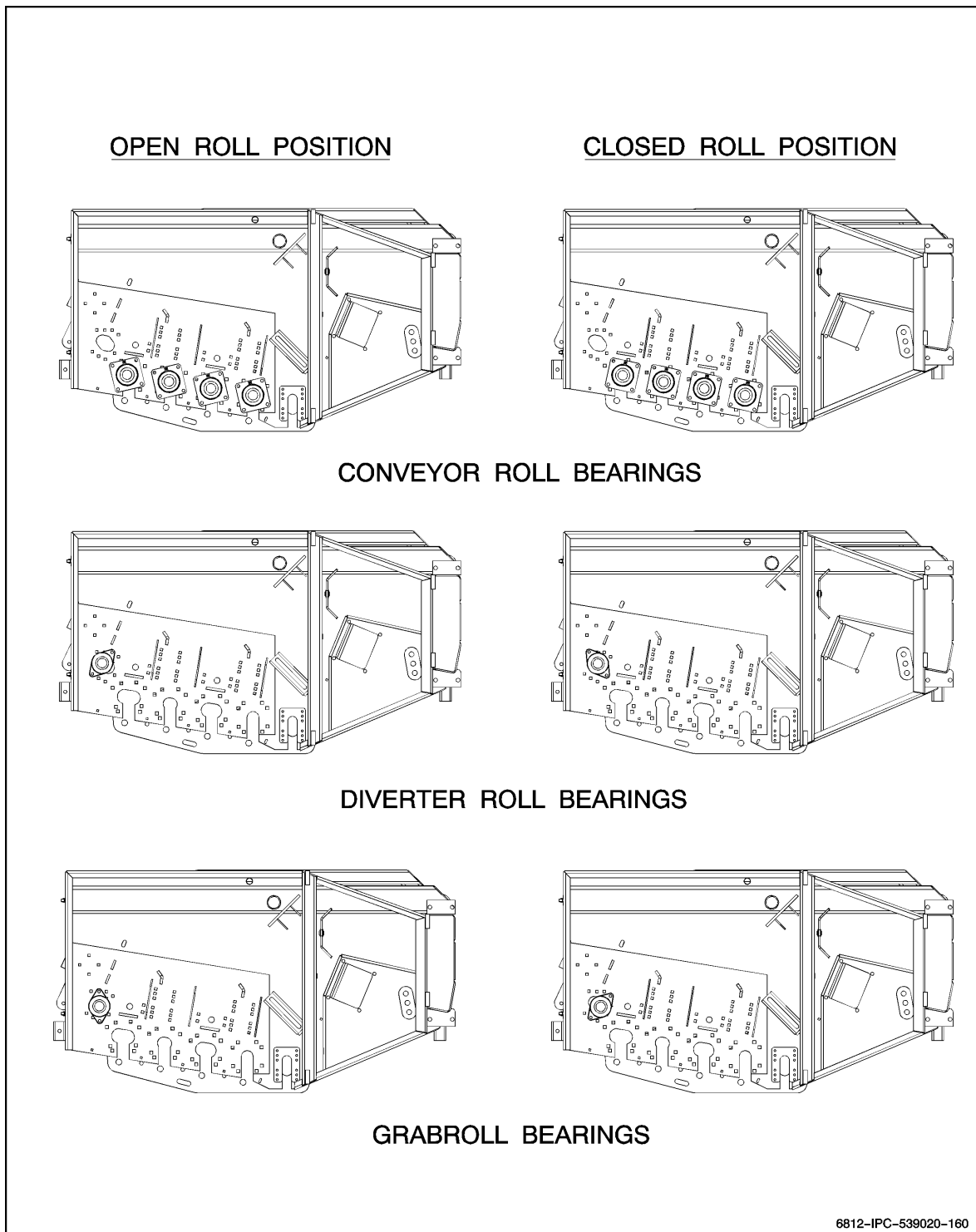


**PADDLE SHAFT DRIVE
CHAIN PART NO. 261920**

6812-IPC-BELTING ROUTING

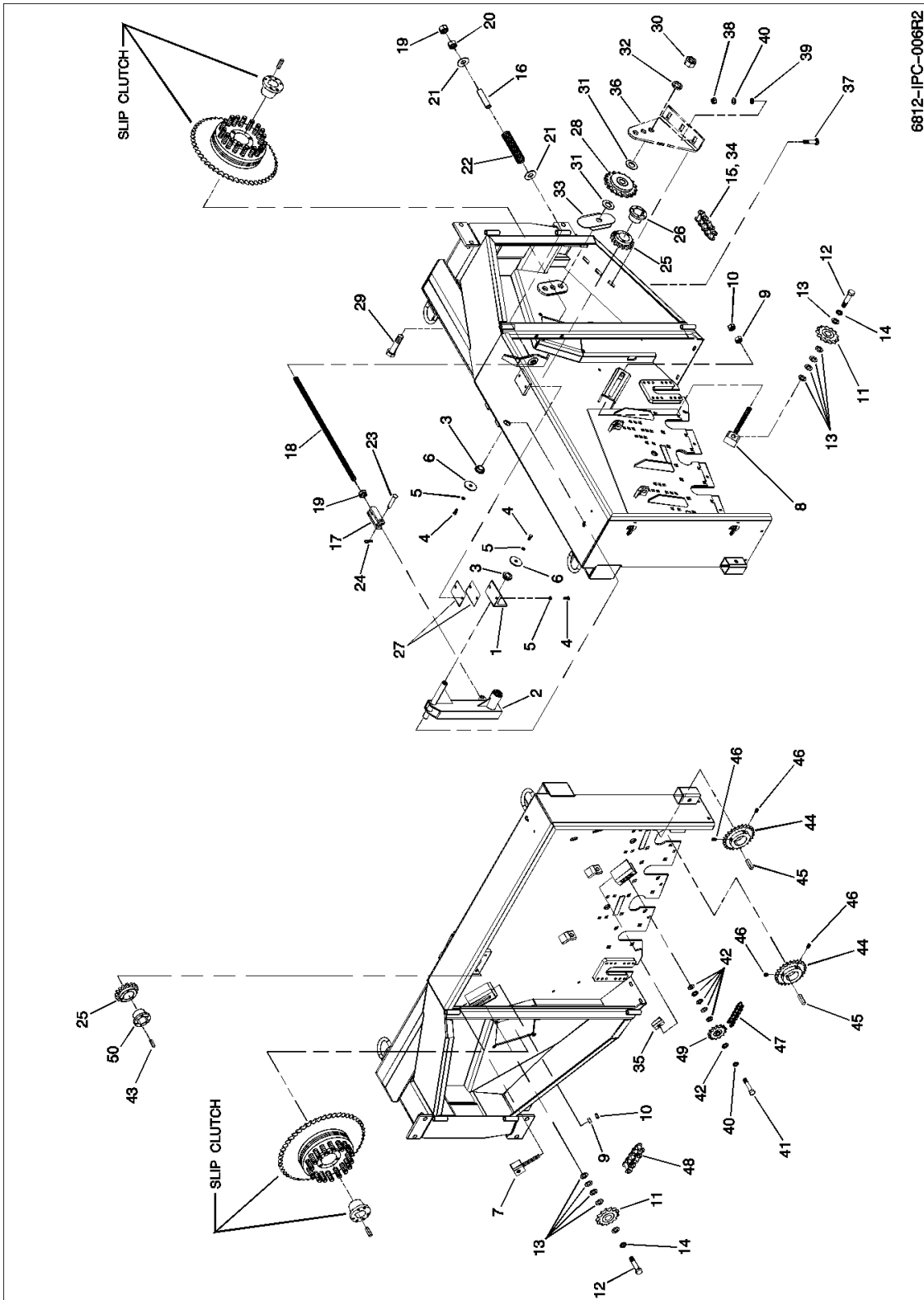
****NOTE – NO BILL OF MATERIAL ASSOCIATED WITH THIS IMAGE 6812 Header Bearings**

6812 HEADER BEARINGS



**NOTE – NO BILL OF MATERIAL ASSOCIATED WITH THIS IMAGE

PADDLE SHAFT AND CHAIN DRIVES (8R22-6R28/30)

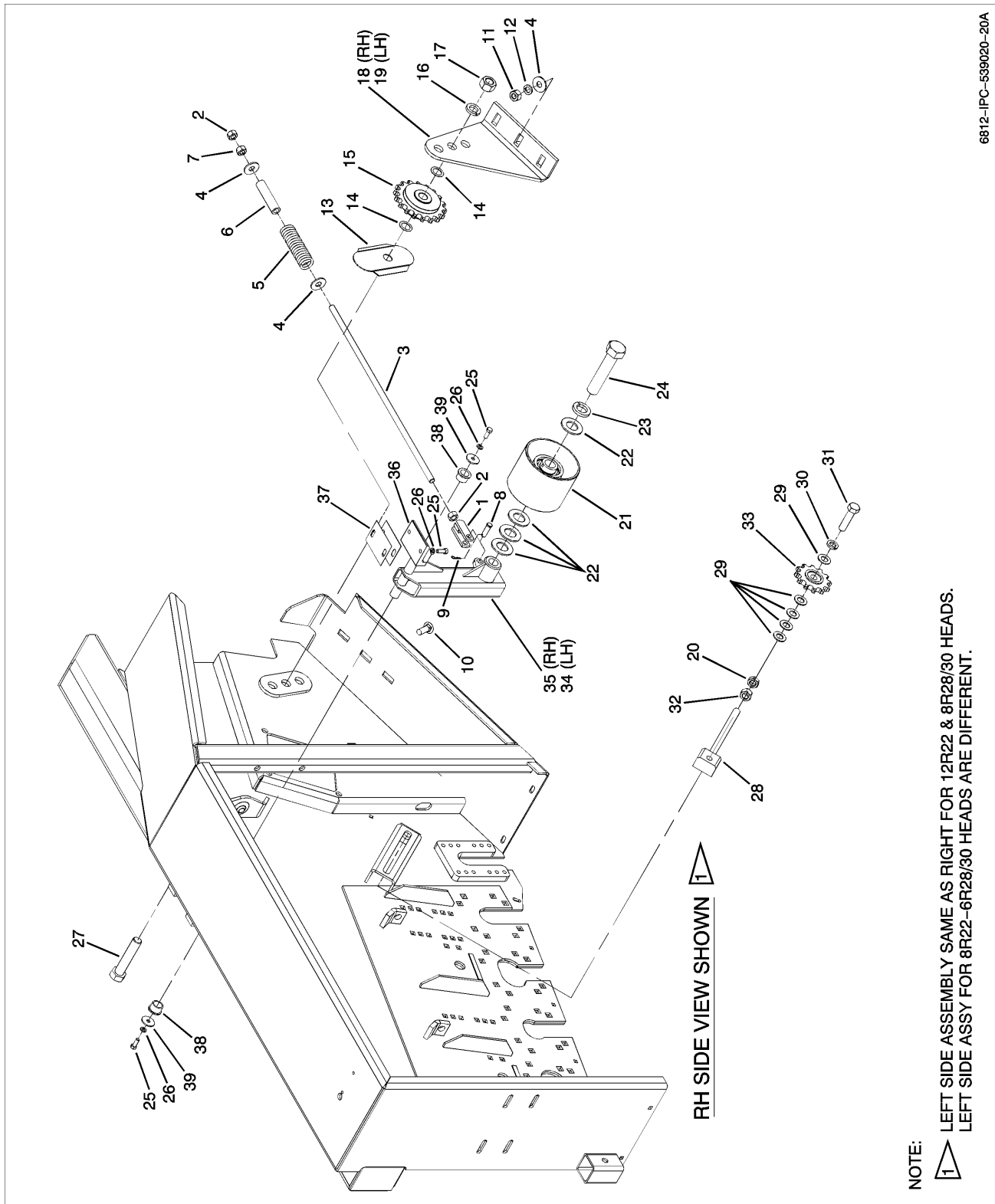


PADDLE SHAFT AND CHAIN DRIVES (8R22-6R28/30)

FIG ITEM	PART NUMBER	NOMENCLATURE	UNITS PER ASSY
		PADDLE SHAFT AND CHAIN DRIVES (8R22-6R28/30)	RF
1	518060	ANGLE, TENSIONER ARM MTG.	1
2	518160	ARM WLDT., BELT TENSIONER RH	1
3	522600	BUSHING, OILITE 1 X 1-1/4 X 3/4	2
4	012260	BOLT, HHCS 3/8-16 X 1	4
5	021180	WASHER, LOCK 3/8	4
6	169280	WASHER, FLAT 0.406 X 1.5 X 1.3	2
7	551360	BLOCK WLDT., IDLER ADJ., 4.75	1
8	551370	BLOCK WLDT., IDLER ADJ., 10.25	1
9	J14H794	NUT, HEX 3/4-10	2
10	E552038	NUT, JAM 3/4-10 HEX	2
11	240550	SPROCKET, IDLER 80-12T	2
12	990830	BOLT, HHCS 3/4-10 X 3-1/2	2
13	I131017	WASHER, FLAT 3/4 SAE	20
14	036800	WASHER, LOCK, 3/4	3
15	552390	CHAIN, ROLLER RC80 130P	1
16	239040	SPACER, SPRING LENGTH 4.25 INCH	1
17	561870	YOKE WLDT., THREADED 5/8-11	1
18	561880	ROD, THREADED 5/8-11 X 27.0	1
19	1121555	NUT, JAM 5/8-11 HEX	2
20	020450	NUT, HEX 5/8-11	1
21	020430	WASHER, FLAT 5/8 STD.	2
22	231000	SPRING, COMP. 1.62 X 7.25	1
23	1071212	PIN, CLEVIS 1/2 X 1-1/2	1
24	124350	PIN, COTTER 1/8 X 1-1/2	1
25	E741067	SPROCKET 80Q15	2
26	E126080	BUSHING, SPLIT TAPER Q1 2.0	1
27	532760	SHIM, IDLER ARM	2
28	541740	SPROCKET ASSY., IDLER 80C18	1
29	991060	BOLT, HHCS 1-8 X 5 6R5 ZN	1
30	J14H805	NUT, HEX 1-8	1
31	003370	WASHER, FLAT 1.03 X 1.50 X 0.47	8
32	003350	WASHER, LOCK 1 INCH	1
34	051690	LINK, RC80-0 OFFSET	7
35	518380	SLIDE, IDLER TENSIONER	1
36	551610	MOUNT, RH FRONT IDLER	1
37	E096058	BOLT, CRG 5/8-11 X 2-1/2	3
38	I124589	NUT, HEX 5/8-11	3
39	020430	WASHER, FLAT 5/8 SAE	3
40	020440	WASHER, LOCK 5/8	4
41	990650	BOLT, HHCS 5/8-11 X 3	1
42	035210	WASHER, FLAT 5/8 SAE	6
43	167920	KEY, SQUARE 3/8X 2-1/2	1
44	523930	SPROCKET, 60B25 2.0 B 0.5 KW	2
45	R66305	KEY, SQUARE 1/2 X 2	2
46	1070124	SCREW, HSSS 1/2-13 X 3/4	4
47	532960	CHAIN, ROLLER RC60 62P - REAR GRABROLL OPTION	1
-47A	561410	CHAIN, ROLLER RC60 84P - REAR GRABROLL OPTION	1
48	261920	CHAIN, ROLLER RC80 88P	1
49	E366013	SPROCKET, 60B13 IDLER	1
50	288070	BUSHING, SPLIT TAP, Q1 1-3/4	1

- = Not Illustrated

PADDLE SHAFT AND CHAIN DRIVES (8R28/30, 12R22)

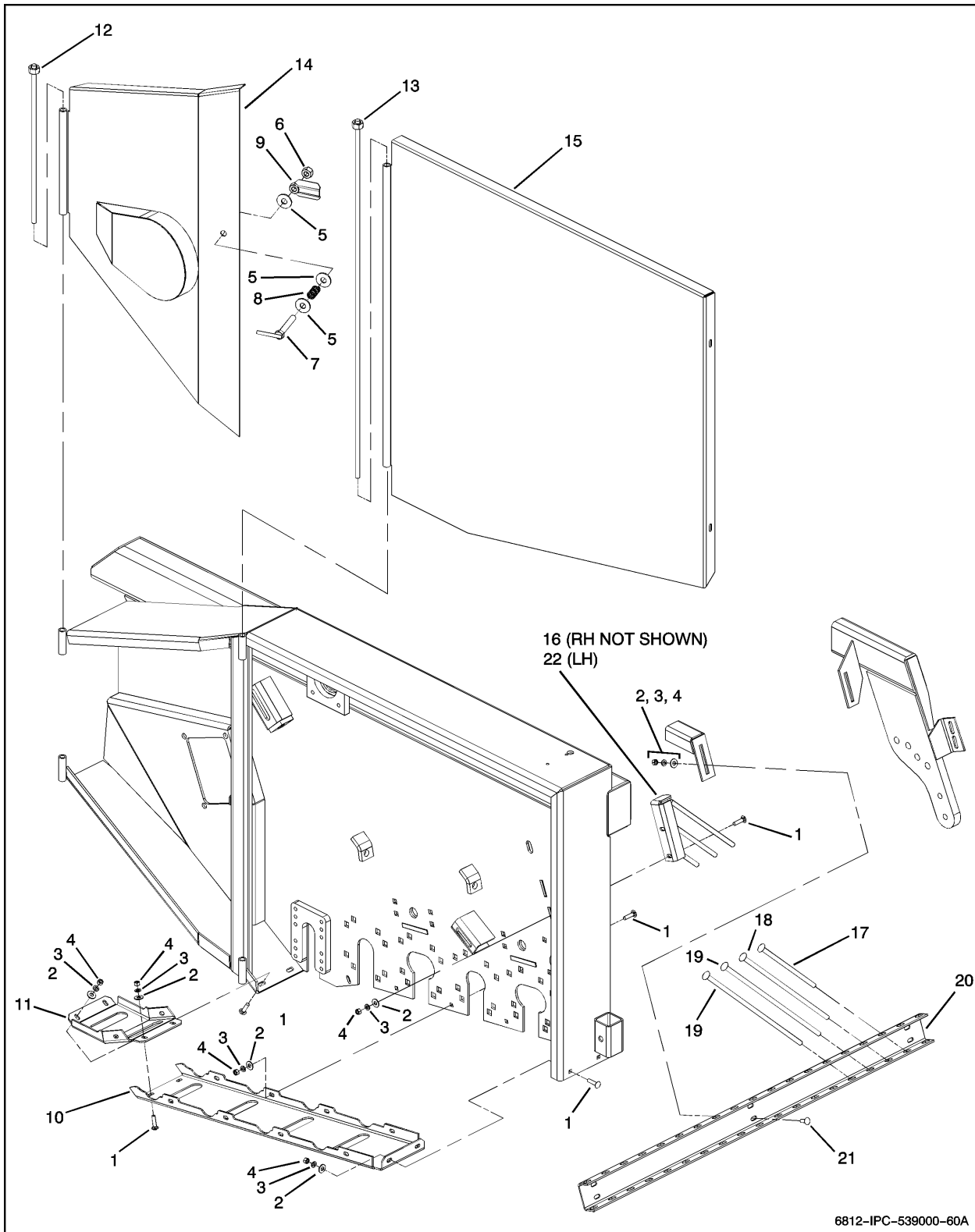


PADDLE SHAFT AND CHAIN DRIVES (8R28/30, 12R22)

FIG ITEM	PART NUMBER	NOMENCLATURE	UNITS PER ASSY
	539020-20	PADDLE SHAFT AND CHAIN DRIVES (8R28/30, 12R22)	RF
1	561870	YOKE WLDT, 5/8-11	1
2	1121555	NUT, JAM 5/8-11 HEX ZN GR5	2
3	561880	ROD, THREADED 5/8-11	1
4	020430	WASHER, FLAT 5/8 STD	5
5	231000	SPRING COMPRESSION	1
6	239040	SPACER, SPRING	1
7	020450	NUT, HEX 5/8-11	1
8	1071212	PIN, CLEVIS 1/2 X 1-1/2	1
9	124350	PIN, COTTER 1/8 X 1-1/2 ZN	1
10	J03H1858	RHSNBOLT 0.625-11 X 1-3/4 GR 5 ZN	3
11	I124589	HNUT 0.6250-11-D-ZN	3
12	020440	WASHER, LOCK 5/8	3
13	552360	PLATE, COVER IDLER	1
14	003370	WASHER, FLAT 1.03 X 1.50 X 0.048	2
15	541740	SPROCKET ASSY, IDLER	1
16	003350	WASHER, LOCK 1 X 1-21/32 X 1/4	1
17	J14H805	NUT, HEX 1.00-8 GR5 ZN	1
18	551610	MOUNT, RH FRONT	1
19	551600	MOUNT, LH FRONT	1
20	E552038	NUT, JAM 3/4-10 HEX	1
21	561480	SHEAVE ASSY, IDLER 1.25 ID	1
22	E829022	FW 1.25	4
23	E829047	WASHER, LOCK 1-1/4	1
24	522610	BOLT, HHCS, 1-1/4-7 X 3-1/2	1
25	012260	HBOLT 0.3750-16 X 1 X 1-N	4
26	021180	LW 0.375	4
27	991060	BOLT, HHCS 1-8 X 5 GR5 ZN	1
28	551370	BLOCK WLDT, IDLER	1
29	I131017	FW 0.812	5
30	036800	LW 3/4 INCH SAE MED	1
31	990570	BOLT, HHCS 3/4-10 X 3	1
32	J14H794	NUT, HEX 3/4-10 GR5 ZN	1
33	240550	SPROCKET, IDLER 80-12T W/WASHER	1
34	537880	ARM WLDT, LH	1
35	518160	ARM WLDT, RH	1
36	518060	ANGLE, TENSIONER	1
37	532760	SHIM, IDLER ARM 22 GA.	2
38	522600	BUSHING, OILITE	2
39	169280	WASHER, FLAT, 13/32 X 1.5 X 0.13	2
-40	552390	CHAIN, ROLLER RC80 130P	

- = Not Illustrated

LH Door AND SHIELD ASSEMBLY (8R22-6R28/30)



6812-IPC-539000-60A

LH DOOR AND SHIELD ASSEMBLY (8R22-6R28/30)

FIG ITEM	PART NUMBER	NOMENCLATURE	UNITS PER ASSY
	539000-60	LH DOOR AND SHIELD ASSEMBLY (8R22-6R28/30)	RF
1	J03H1558	RHSNBOLT 0.375-16 X 1.5 X 1.5-N	11
2	021190	WASHER, FLAT 3/8 STD 7/16 X 1 X 5/64 ZN	17
3	021180	LW 0.375	17
4	027260	HNUT 0.3750-16-GR5 ZN	17
5	020430	WASHER, FLAT 5/8 STD	3
6	1124589	HNUT 0.6250-11-D-ZN	1
7	518830	HANDLE WLDT, DOOR	1
8	518900	SPRING, COMP	1
9	518850	LATCH WLDT, DOOR	1
10	558720	PANEL, LOWER	1
11	558730	PANEL, LOWER	1
12	518710	PIN WLDT., DOOR	1
13	518720	PIN WLDT., DOOR	1
14	518670	DOOR WLDT, HEAD LH	1
15	518680	DOOR WLDT, HEAD LH	1
16	556870	GRATE WLDT, RH	1
17	532050	ROD, GRATE 1/2 X 9.25	2
18	347540	ROD, GRATE 1/2 X 14.75	2
19	264190	ROD, GRATE 1/2 X 16.50	15
20	561230	CHANNEL, GRATE	1
21	170530	BOLT, CRG 3/8-16 X 1 SSN GR5 ZN	6
22	556840	GRATE WLDT, LH	1

- = Not Illustrated

PADDLE SHAFT & STAND ASSY (ALL HEADS)

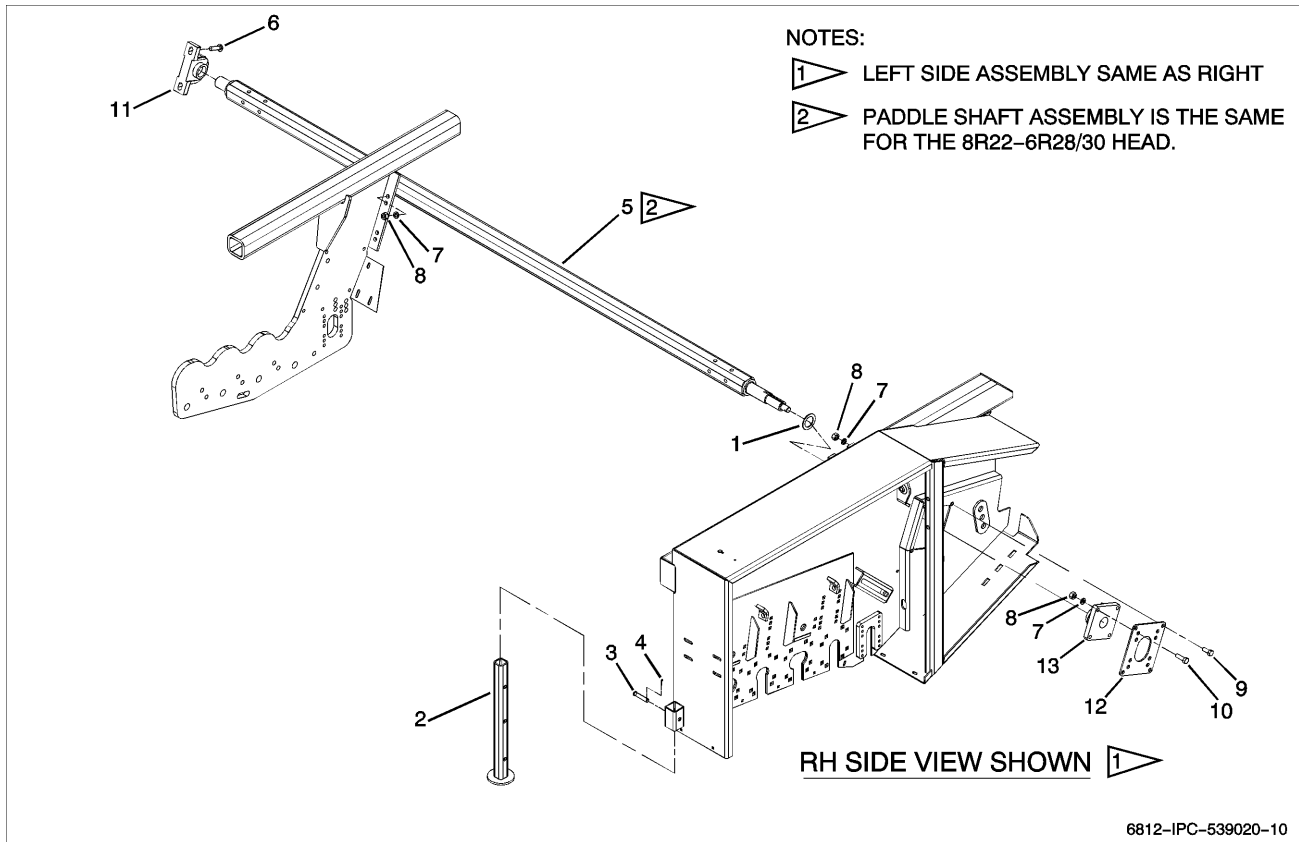
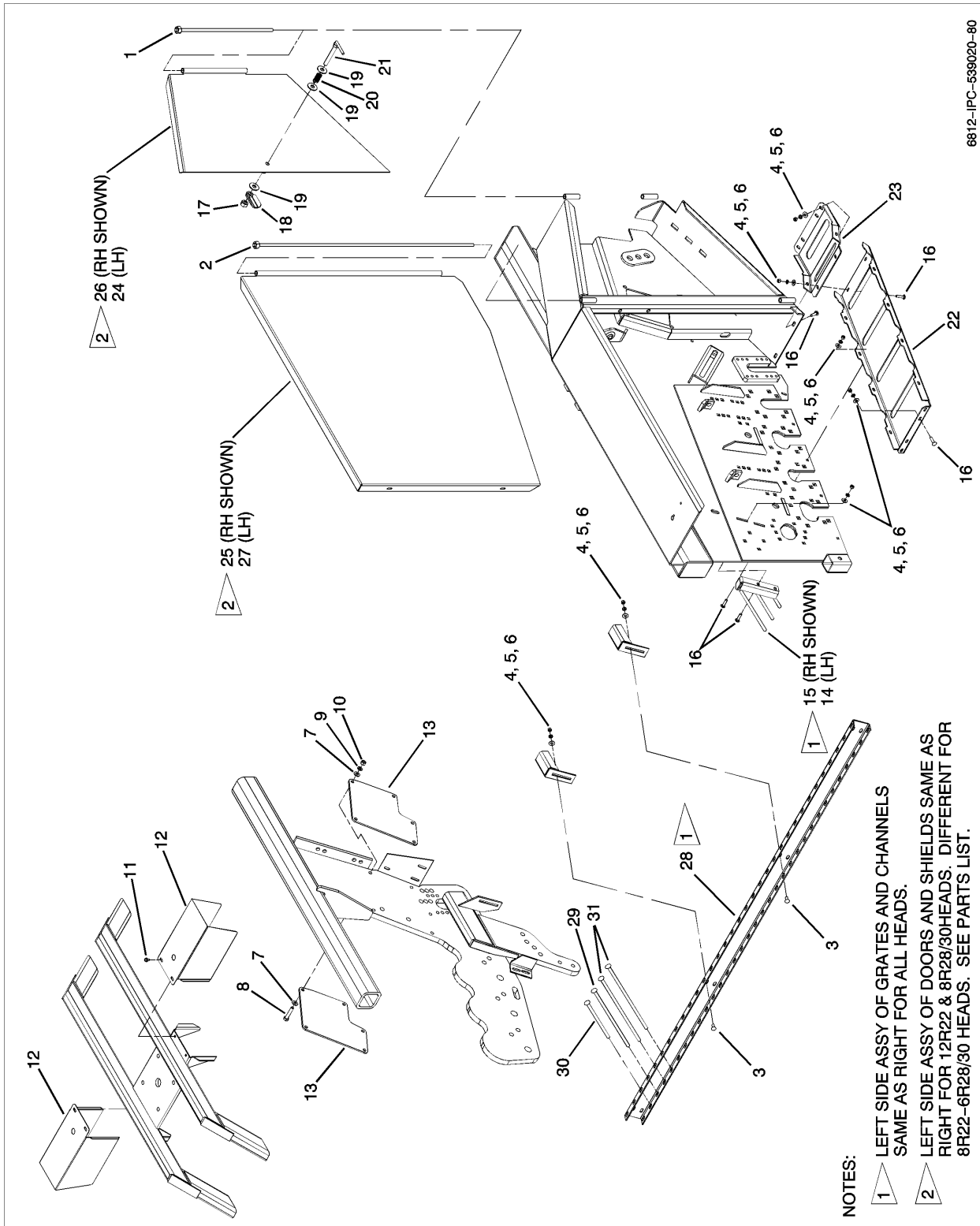


FIG ITEM	PART NUMBER	NOMENCLATURE	UNITS PER ASSY
	539020-10	PADDLE SHAFT & STAND ASSY (ALL HEADS)	RF
1	396120	BUSHING, MACH	1
2	519070	STAND WLDT, HEAD	1
3	216830	PIN, CLEVIS 5/8 X 3	1
4	E580035	PIN, HAIR 1/8 X 2-3/8 COTTER	1
5	523180	SHAFT WLDT, PADDLE (12R22)	1
-5A	523190	SHAFT WLDT, PADDLE (8R28/30)	1
-5B	559270	SHAFT WLDT, PADDLE (6R28/30 AND 8R22)	1
6	J03H1858	RHSNBOLT 0.625-11 X 2.50 GR 5 ZN	2
7	020440	WASHER, LOCK 5/8	10
8	1124589	HNUT 0.6250-11-D-ZN	10
9	990610	BOLT, HHCS 5/8-11 X 1 1/2 GR5 ZN	4
10	990620	BOLT, HHCS 5/8-11 X 2	4
11	E072358	PB BEARING, 2.0 BORE	1
12	533090	PLATE, BRG MTG	1
13	E072445	BEARING, FLANGE, 2 INCH BORE, W/LK COLLAR	1

- = Not Illustrated

THIS PAGE
LEFT
INTENTIONALLY
BLANK

DOOR, SHIELD, & GRATE ASSY (ALL HEADS EXCEPT LH 8R22-6R28/30)

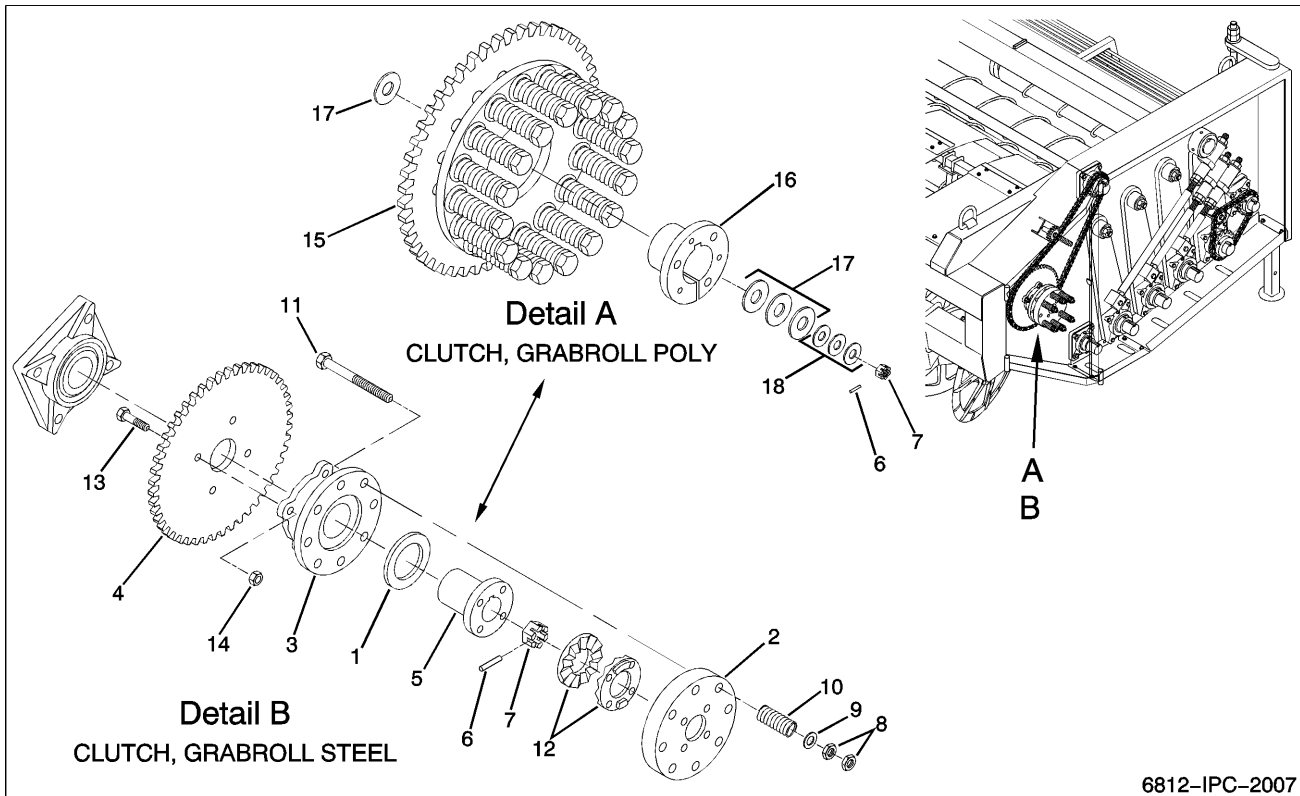


DOOR, SHIELD, & GRATE ASSY (ALL HEADS EXCEPT LH 8R22-6R28/30)

FIG ITEM	PART NUMBER	NOMENCLATURE	UNITS PER ASSY
	539020-80	DOOR, SHIELD, & GRATE ASSY (ALL HEADS EXCEPT LH 8R22- 6R28/30)	RF
1	518710	PIN WLDT., DOOR	1
2	518720	PIN WLDT., DOOR	1
3	170530	BOLT, CRG 3/8-16 X 1 SSN GR5 ZN	8
4	021190	WASHER, FLAT 3/8 STD. 7/16 X 1 X 5/64 ZN	20
5	021180	LW 0.375	20
6	027260	NUT, HEX 0.3750-16-GR5 ZN	20
7	005200	FW 0.5	10
8	007080	BOLT, HEX 0.5000-13 X 2.5 X 1.25-N	5
9	005370	WASHER, LOCK 1/2 ZN	5
10	005360	NUT, HEX 1/2-13	5
11	JN71292	SCREW, FLG 5/16-18 X 1/2 GR5 ZN HEX	4
12	532740	SHIELD, HEAD DRIVE	2
13	558980	SHEET, '07 UHMW	2
14	556840	GRATE WLDT, LH	1
15	556870	GRATE WLDT, RH	1
16	J03H1558	RHSN BOLT 0.375-16 X 1.5 X 1.5-N	12
17	I124589	NUT, HEX 0.6250-11-D-ZN	1
18	518850	LATCH WLDT, DOOR	1
19	020430	WASHER, FLAT 5/8 STD	3
20	518900	SPRING, COMP	1
21	518840	HANDLE WLDT, DOOR	1
22	559060	PANEL, '07 GEN	1
23	559070	PANEL, '07 GEN	1
24	551670	DOOR WLDT., HEAD	1
25	518700	DOOR WLDT., HEAD RH	1
26	551660	DOOR WLDT., HEAD	1
27	551700	DOOR WLDT., HEAD LH	1
28	561340	CHANNEL, GRATE (12R22)	1
-28A	561330	CHANNEL, GRATE (8R28/30)	1
-28B	561230	CHANNEL, GRATE (6R28/30 AND 8R22)	1
29	347540	ROD, GRATE 1/2 X 14.75	1
30	532050	ROD, GRATE 1/2 X 9.25	1
31	264190	ROD, GRATE 1/2 X 16.50 (12R22)	29
-31A	264190	ROD, GRATE 1/2 X 16.50 (8R22/30)	25
-31B	264190	ROD, GRATE 1/2 X 16.50 (6R28/30 AND 8R22)	15

- = Not Illustrated

PADDLE SHAFT CLUTCHES

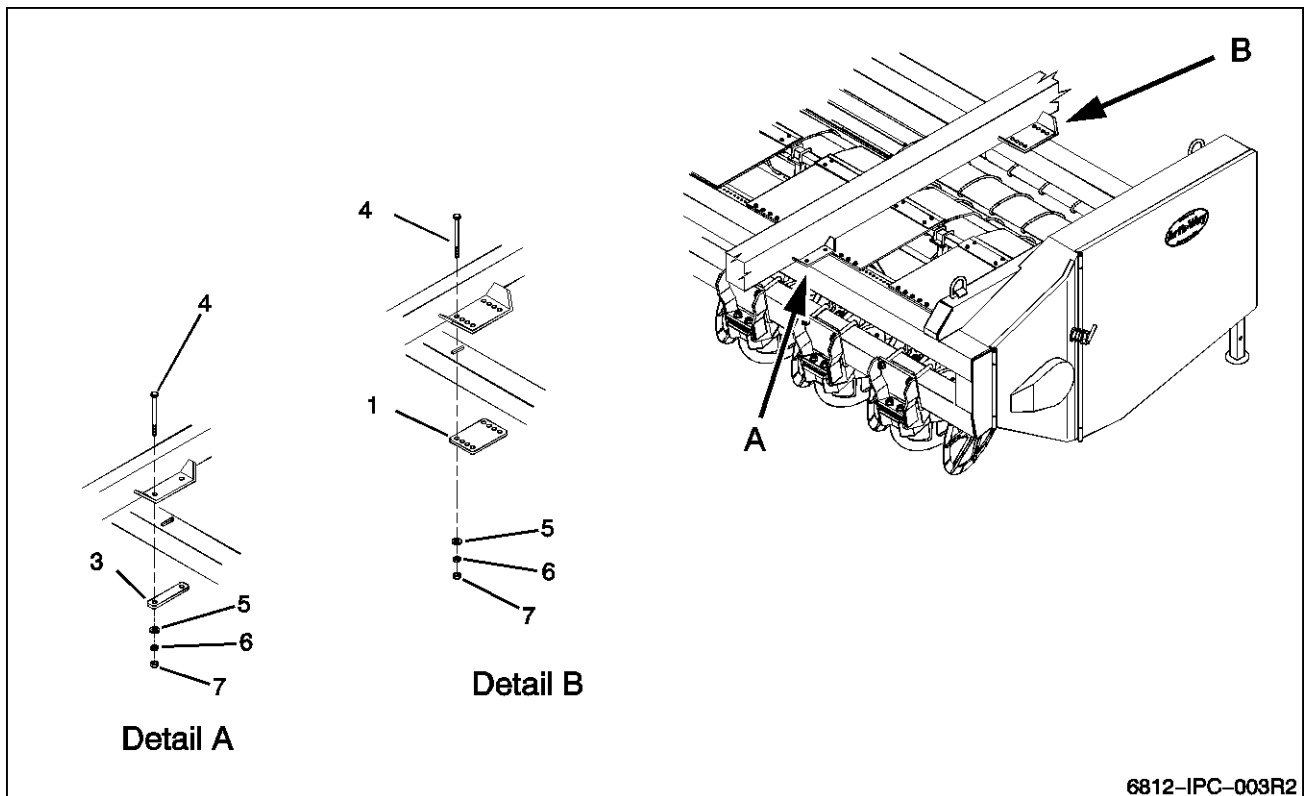


6812-IPC-2007

FIG ITEM	PART NUMBER	NOMENCLATURE	UNITS PER ASSY
		PADDLE SHAFT CLUTCHES	RF
1	E126201	BUSHING, MACH 2.5 X 3.87 X 0.134	2
2	411260	FLANGE, SPRING CLUTCH	2
3	411410	HOUSING ASSY, CLUTCH	2
4	432690	SPROCKET, 80A60	2
5	238430	HUB WLDT., SLIP CLUTCH	2
6	040900	PIN, ROLLER 3/16 X 1-5/8 ZN	2
7	042110	NUT, SLOTTED 1-14 GR5 ZN HEX	2
8	1121555	NUT, JAM 5/8-11 HEX ZN GR5	24
9	125547R1	WASHER, FLAT 21/32 X 1-5/16 X 3/16 PHC	12
10	239080	SPRING, COMPRESSION SLIP CLUTCH	12
11	201660	BOLT, HHCS 5/8-11 X 6 GR5 ZN	12
12	225040	JAW HARDENED SLIP CLUTCH	4
13	1770500	BOLT, HHCS 1/2-13 X 1-3/4 GR5 ZN	8
14	19413967	NUT, LOCK 1/2-13 GRB CAD PLATED TOP LOCK	8
15	551340	CLUTCH, SLIP PADDLE SHAFT	2
-15A	551350	SPROCKET, 80A60, HARD	2
-15B	511980	FRICTION DISK	11
16	288070	BUSHING, SPLIT TAPER Q1 1-3/4	2
17	396120	BUSHING, MACH 2-1/32 X 3 X 10 GA ZN	3
18	1107389	WASHER, FLAT 1 SAE 1-1/16 X 2 X 1/8 ZN	3

- = Not Illustrated

HEAD TO BASIC UNIT MOUNTING



6812-IPC-003R2

FIG ITEM	PART NUMBER	NOMENCLATURE	UNITS PER ASSY
		HEAD TO BASIC UNIT MOUNTING	RF
1	520350	PLATE, REAR HEAD MTG., 8 HOLE	2
3	520370	PLATE, FRONT HEAD MTG., 2 HOLE	4
4	991050	BOLT, HHCS, 3/4-10 X 8-1/2 GR5 ZN	24
5	I 131017	WASHER, FLAT, 3/4 SAE X 13/16 X 1-15/32 X 9/64 ZN	48
6	036800	WASHER, LOCK, 3/4 SAE (MED) X 1-17/64 X 3/16 ZN	24
7	J14H794	NUT, HEX 3/4-10 GR5 ZN	24

- = Not Illustrated

MOUNTING PACKAGE, FRONT CARRIER WHEELS

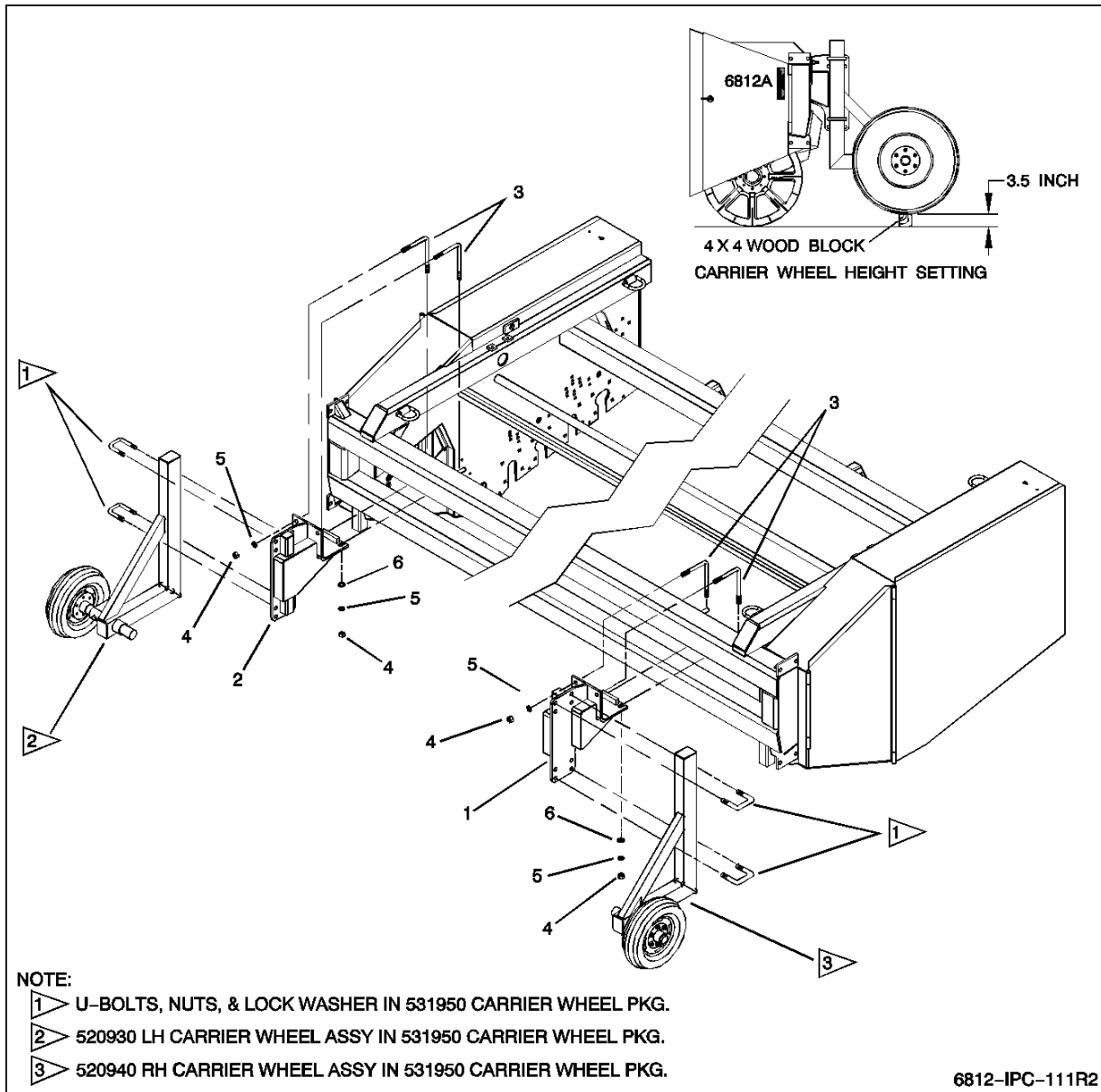
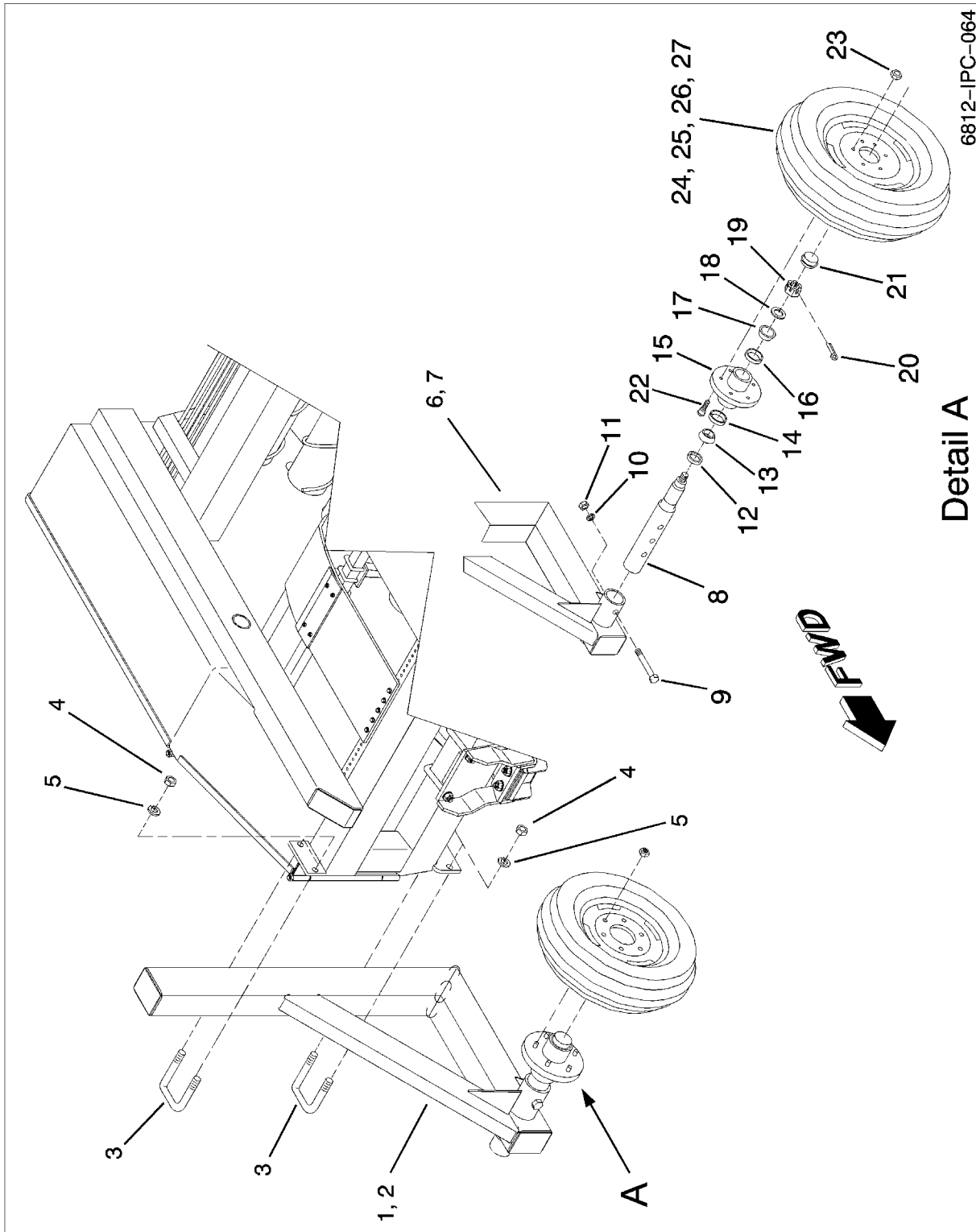


FIG ITEM	PART NUMBER	NOMENCLATURE	UNITS PER ASSY
		MOUNTING PACKAGE, FRONT CARRIER WHEELS	RF
1	533520	MOUNT, WLDT., LH CARRIER	1
2	533530	MOUNT, WLDT., RH CARRIER	1
3	533600	BOLT, LOCK 3/4 X 10-8.5 X 8.5	4
4	J14H794	NUT, HEX 3/4 X 10	8
5	036800	WASHER, LOCK 3/4	8
6	J24H1401	WASHER, FLAT 0.781 X 1.75 X 0.19	4

- = Not Illustrated

THIS PAGE
LEFT
INTENTIONALLY
BLANK

CARRIER WHEEL ASSEMBLY



CARRIER WHEEL ASSEMBLY

FIG ITEM	PART NUMBER	NOMENCLATURE	UNITS PER ASSY
		CARRIER WHEEL ASSEMBLY	RF
-1	520930	CARRIER WHEEL ASSEMBLY, LH 6812A (NOT SHOWN)	1
2	520940	CARRIER WHEEL ASSEMBLY, RH 6812A	1
3	534400	U-BOLT, 3/4-10 X 4.0 X 4-3/4	4
4	J14H794	NUT, HEX 3/4-10 GR5 ZN	8
5	036800	WASHER, LOCK 3/4 SAE (MED) X L-17/64 X 3/16 ZN	8
-6	520950	FRAME WLDT., LH CARRIER WHEEL	1
7	520960	FRAME WLDT., RH CARRIER WHEEL	1
8	523380	SPI NDLE, CARRI ER WHEEL	1
9	I271729	BOLT, HHCS 5/8-11 X 3-1/2	1
10	020440	WASHER, LOCK 5/8	1
11	I124589	NUT, HEX 5/8-11	1
12	121130	SEAL, 2.12 X 3.06 X 0.50	1
13	007600	BEARING, CONE 1.62	1
14	018930	I NNER CUP	1
15	007590	HUB, 6 BOLT	1
16	018860	OUTER CUP	1
17	012630	BEARING, CONE 1.25	1
18	020720	WASHER, FLAT 13/16 X 1-3/4 X 3/16	1
19	020710	NUT, SLOTTED 3/4-16	1
20	026630	PIN COTTER 5/32 X 1-1/2	1
21	035420	CAP, HUB 2-1/2	1
22	046700	BOLT, STUD 9/16-18 X 2-1/8	6
23	046710	NUT, WHEEL 9/16-18	6
24	500770	WHEEL & TIRE ASSEMBLY	1
25	U51900004	WHEEL, 15 X 10 LB, 6-6-4.62, 3800#	1
26	I1980927C1	TIRE, 11L-15 8 PLY TL UTIL	1
27	164420	STEM VALVE CORE & CAP	1

- = Not Illustrated

LIFTER GROUPING – STRUT ASSEMBLY

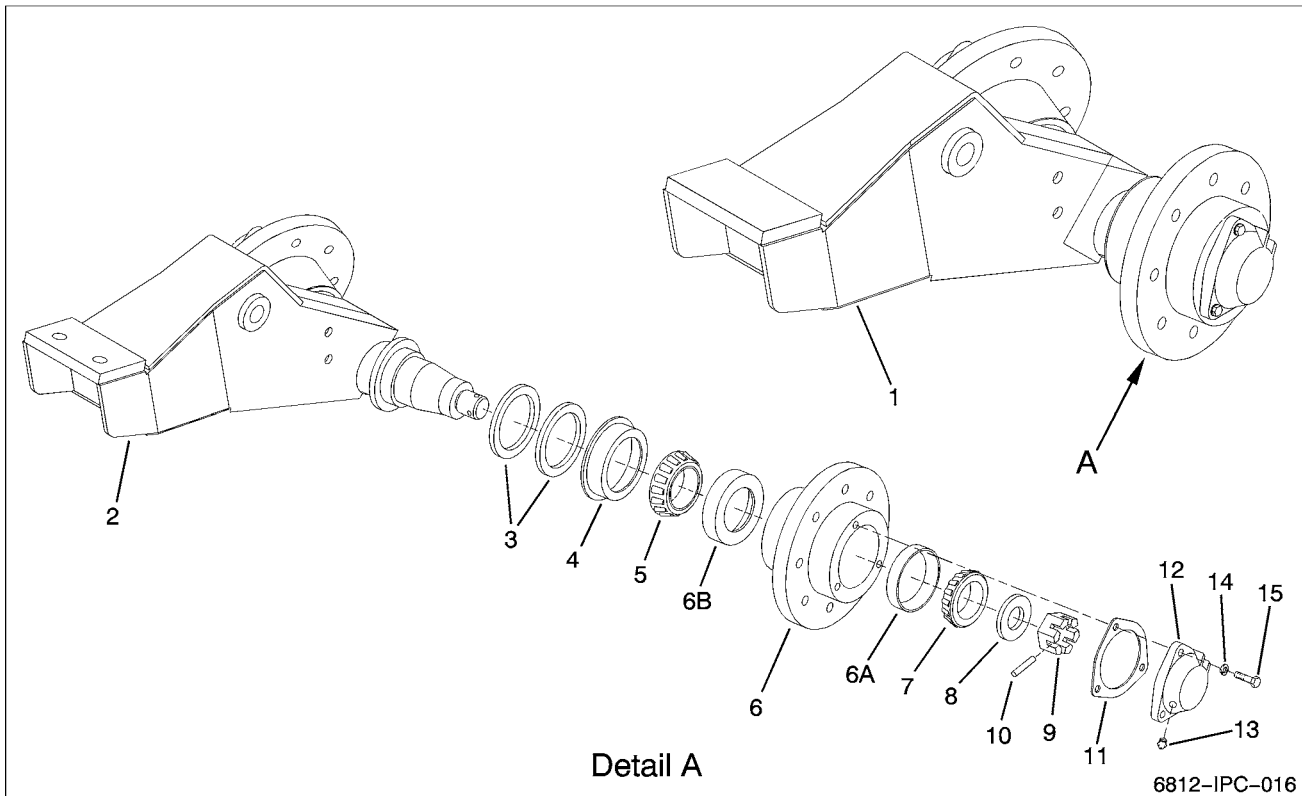
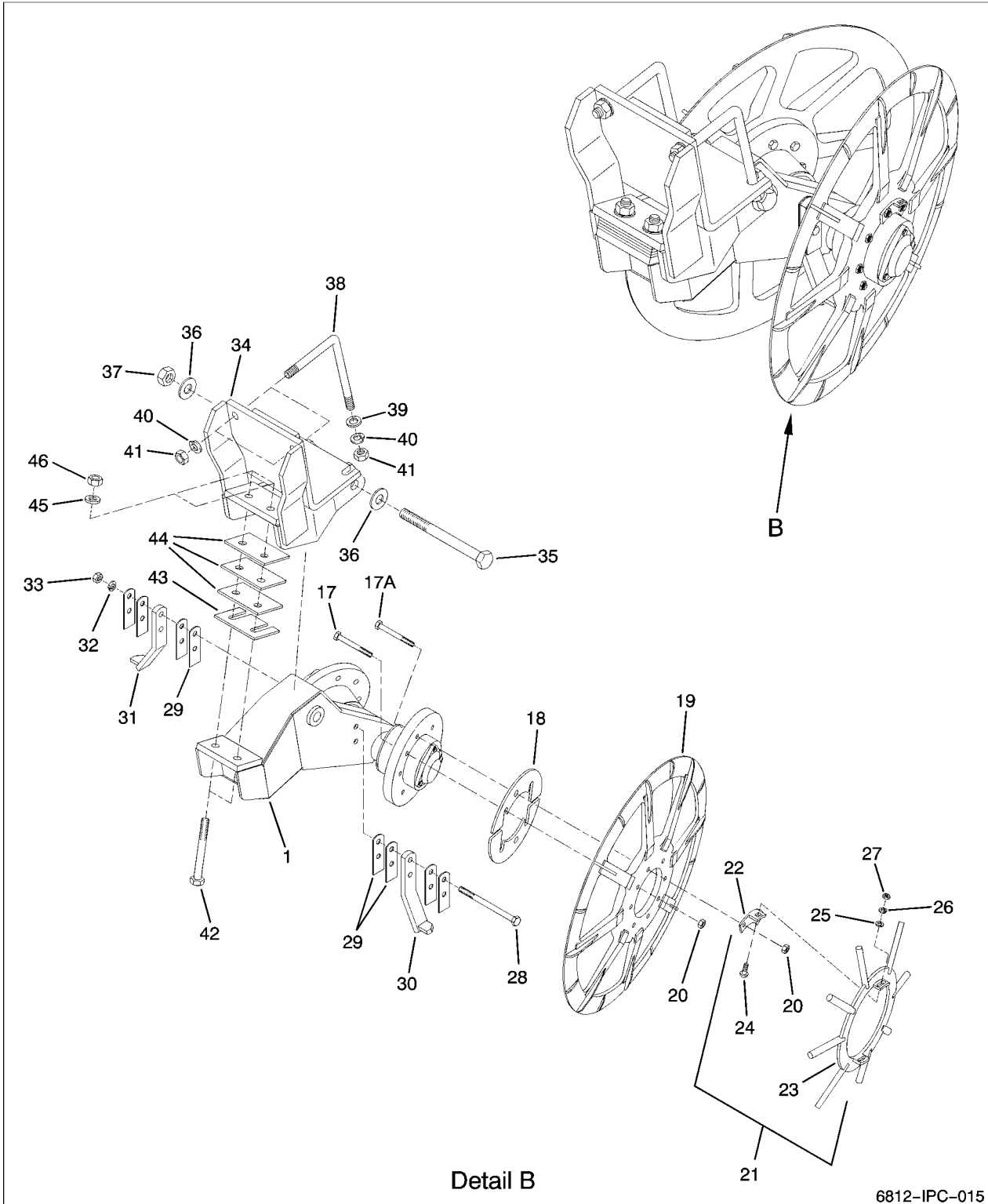


FIG ITEM	PART NUMBER	NOMENCLATURE	UNITS PER ASSY
		LIFTER GROUPING – STRUT ASSEMBLY	RF
1	521780	STRUT ASSEMBLY, FLEXIBLE PIVOT	1
2	521820	STRUT WLDT, PIVOT FLEX	1
3	263170	WASHER, FELT	4
4	263160	RETAINER, FELT	2
5	261640	CONE BEARING, TM#28985 2.38 ID	2
6	267430	HUB ASSEMBLY, STRUT	2
-6A	E072462	CUP, BEARING	1
-6B	261650	CUP, BEARING	1
7	184960	CONE BEARING, TM#368 2.00 ID	2
8	E829036	WASHER, 1.31 X 2.50 X 0.156	2
9	340320	NUT, SLOTTED 1-1/4 FLANGE	2
10	013600	PIN, ROLL 0.25 X 2.00	2
11	JN70509	GASKET, HUB	2
12	JN72550	CAP, HUB LIFTER WHEEL	2
13	JJD7798	FTG, 1/8-27 SPEC. TAPER DR	2
14	021180	WASHER, LOCK 3/8	6
15	012260	BOLT, HHCS 3/8-16 X 1.0	6

- = Not Illustrated

THIS PAGE
LEFT
INTENTIONALLY
BLANK

LIFTER GROUPING - FIXED STRUTS

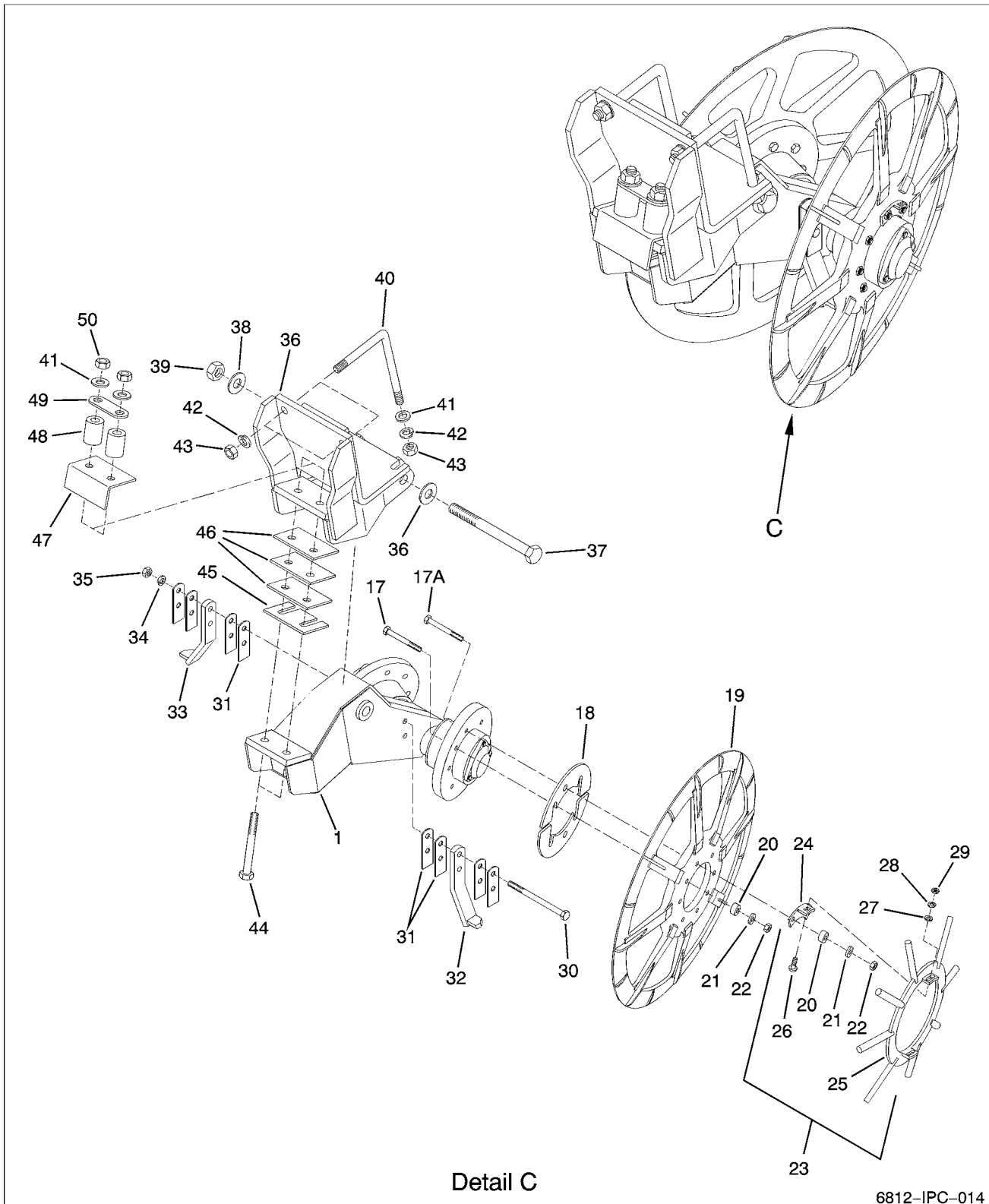


LIFTER GROUPING - FIXED STRUTS

FIG ITEM	PART NUMBER	NOMENCLATURE	UNITS PER ASSY
		LIFTER GROUPING - FIXED STRUTS	RF
1	521780	STRUT ASSEMBLY, FLEXIBLE PIVOT	1
17	031580	BOLT, 1/2-13 X 2-3/4 HHCS GR5 ZN	8
17A	990840	BOLT, 1/2-13 X 3 HHCS GR5 ZN (USED W/CLOSE-UP)	8
18	268570	SPACER, BEET WHEEL (AS REQUIRED – 6 MAXIMUM)	8
19	491750	WHEEL LIFTER MACHINING 2000	2
20	127890	NUT 1/2-13 HEX LOCK GR5	16
21	463340	KIT, CLOSE-UP (OPTIONAL)	1
22	463370	BRACKET, MOUNTING CLOSE-UP FLEX	4
23	463350	CLOSE-UP, LIFTER WHEEL	2
24	035180	BOLT, 3/8 X 1-1/4 CRG	4
25	021190	WASHER, FLAT 0.438 X 1.00 X 0.083	4
26	021180	WASHER, 3/8 LOCK	4
27	027260	NUT, 3/8 HEX	4
28	E672313	BOLT, HHCS 1/2-13 X 7-1/2 GR5 ZN	2
29	521790	SHIM, SPACER 1.5 X 3.5 (AS REQUIRED – 8 MAXIMUM)	8
30	521800	SCRAPER WLDT., LH	1
31	521810	SCRAPER WLDT., RH	1
32	005370	WASHER, LOCK 1/2 ZN	2
33	005360	NUT, HEX 1/2-13 GR5 ZN	2
34	431590	UPPER WLDT, PIVOT FLEX STRUT	1
35	458530	BOLT, HHCS 1-8 X 7-1/2 GR5 ZN	1
36	990720	WASHER, FLAT 1.00 (STD)	2
37	1110440	NUT, HEX 1-8 LOCK W/NYLON INSERT	1
38	403860	BOLT, "L" 3/4 X 6-7/8 X 8-3/4	2
39	J24H1401	WASHER, FLAT 0.781 X 1.75 X 0.194 ZN	2
40	036800	WASHER, LOCK 3/4	4
41	J14H794	NUT, HEX 3/4	4
42	990580	BOLT, HHCS 3/4-10 X 3-1/4 GR5 ZN	2
43	516180	SHIM, PIVOT, 10 GA FLEX STRUT	1
44	436800	SHIM PIVOT FLEX STRUT	3
45	I131017	WASHER, FLAT 0.812 SAE ZN	2
46	1100238	NUT, LOCK 3/4-10 NYLON HEX	2

- = Not Illustrated

LIFTER GROUPING - FLEX STRUTS



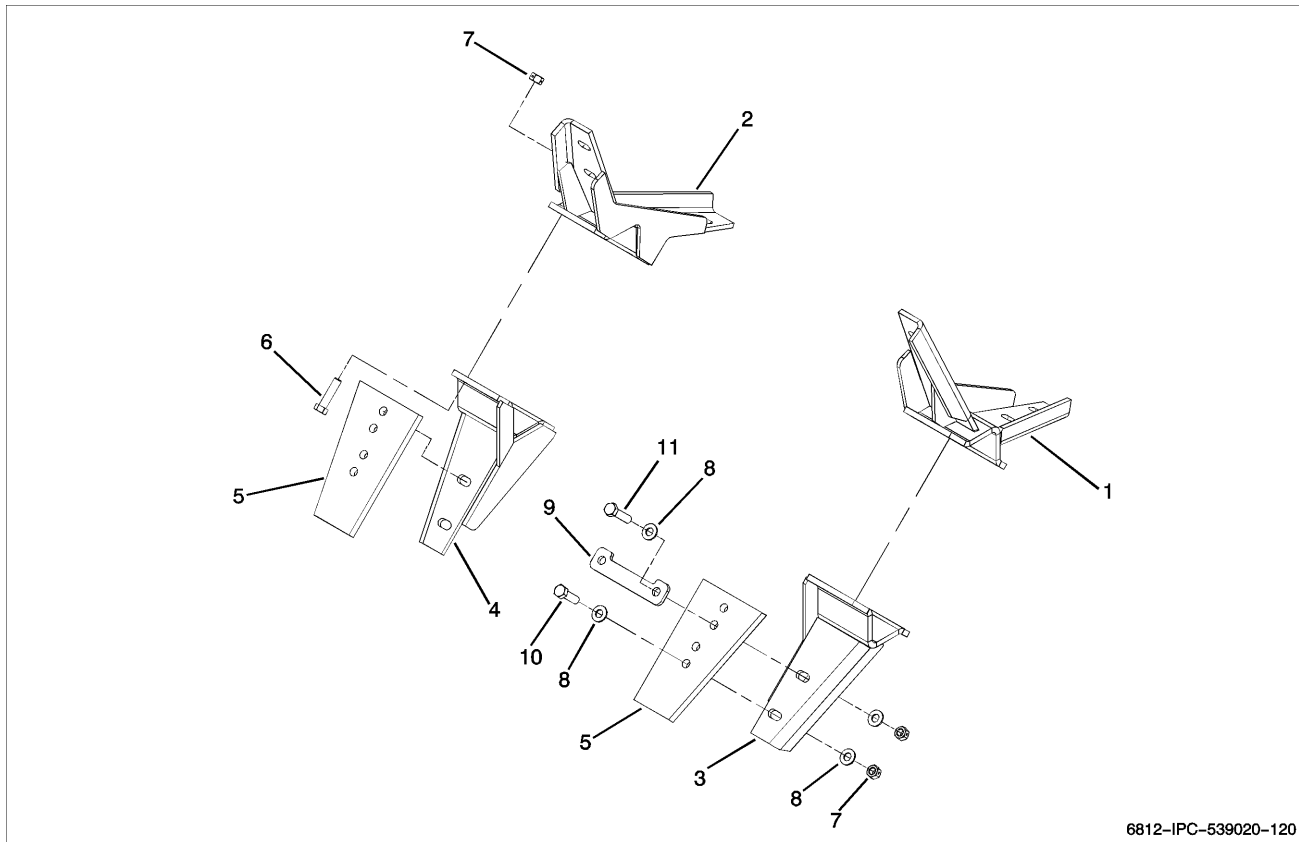
6812-IPC-014

LIFTER GROUPING - FLEX STRUTS

FIG ITEM	PART NUMBER	NOMENCLATURE	UNITS PER ASSY
		LIFTER GROUPING - FLEX STRUTS	RF
1	521780	STRUT ASSEMBLY, FLEXIBLE PIVOT	1
17	038560	BOLT, 1/2-13 X 4.0 HHCS GR5 ZN	8
17A	340300	BOLT, 1/2-13 X 4.25 HHCS GR5 ZN (USED W/CLOSE-UP)	8
18	268570	SPACER, BEET WHEEL	8
19	491750	WHEEL LIFTER MACHINING 2000	2
20	267710	PAD, FLEX 1.00	16
21	1486801R1	WASHER, 0.531 X 2.00 X 0.25 FLAT ZN	16
22	127890	NUT 1/2-13 HEX LOCK GR5	16
23	463340	KIT, CLOSE-UP (OPTIONAL)	1
24	463370	BRACKET, MOUNTING CLOSE-UP FLEX	4
25	463350	CLOSE-UP, LIFTER WHEEL	2
26	035180	BOLT, 3/8 X 1-1/4 CRG	4
27	021190	WASHER, FLAT 0.438 X 1.00 X 0.083	4
28	021180	WASHER, 3/8 LOCK	4
29	027260	NUT, 3/8 HEX	4
30	E672313	BOLT, HHCS 1/2-13 X 7-1/2 GR5 ZN	2
31	521790	SHIM, SPACER 1.50 X 4.5 (AS REQUIRED - 8 MAXIMUM)	8
32	521800	SCRAPER WLDT., LH	1
33	521810	SCRAPER WLDT., RH	1
34	005370	WASHER, LOCK 1/2 ZN	2
35	005360	NUT, HEX 1/2-13 GR5 ZN	2
36	431590	UPPER WLDT, PIVOT FLEX STRUT	1
37	458530	BOLT, HHCS 1-8 X 7-1/2 GR5 ZN	1
38	990720	WASHER, FLAT 1 STD	2
39	1110440	NUT, HEX 1-8 LOCK W/NYLON INSERT	1
40	403860	BOLT, "L" 3/4 X 6-7/8 X 8-3/4	2
41	J24H1401	WASHER, FLAT 0.781 X 1.75 X 0.194 ZN	4
42	036800	WASHER, LOCK 3/4	4
43	J14H794	NUT, HEX 3/4	4
44	990980	BOLT, HHCS 3/4-10 X 7-1/2 GR5 ZN	2
45	516180	SHIM, PIVOT, 10 GA FLEX STRUT	1
46	436800	SHIM PIVOT FLEX STRUT	3
47	458950	SHIELD, PIVOT STRUT	1
48	515890	PAD, FLEX	2
49	433150	WASHER, DOUBLE FLAT 0.80 X 2.50 X 5.50 X 3/8 ZN	1
50	1100238	NUT, LOCK 3/4-10 NYLON HEX	2

- = Not Illustrated

PADDLE ASSY (ALL HEADS)



6812-IPC-539020-120

FIG ITEM	PART NUMBER	NOMENCLATURE	UNITS PER ASSY
	539020-120	PADDLE ASSY (ALL HEADS)	RF
1	354220	PADDLE WLDT, RH DOUBLE	1
2	354230	PADDLE WLDT, LH DOUBLE	1
3	354240	PADDLE WLDT, RH SINGLE)	1
4	354250	PADDLE WLDT, LH SINGLE	1
5	558340	PADDLE, RUBBER	6
6	407610	BOLT, HHCS 1/2-13 X 2 GR8 ZN	8
7	19413967	NUT, LOCK 1/2-13 GR5 ZN	20
8	005200	FW 0.5	24
9	561520	PLATE, PADDLE	3
10	1770500	BOLT, 1/2-13 X 1-3/4 GR5 ZN	6
11	023950	BOLT, HHCS 1/2-13 X 2 GR5 ZN	6

- = Not Illustrated

RUBBER COVER ASSY (ALL HEADS)

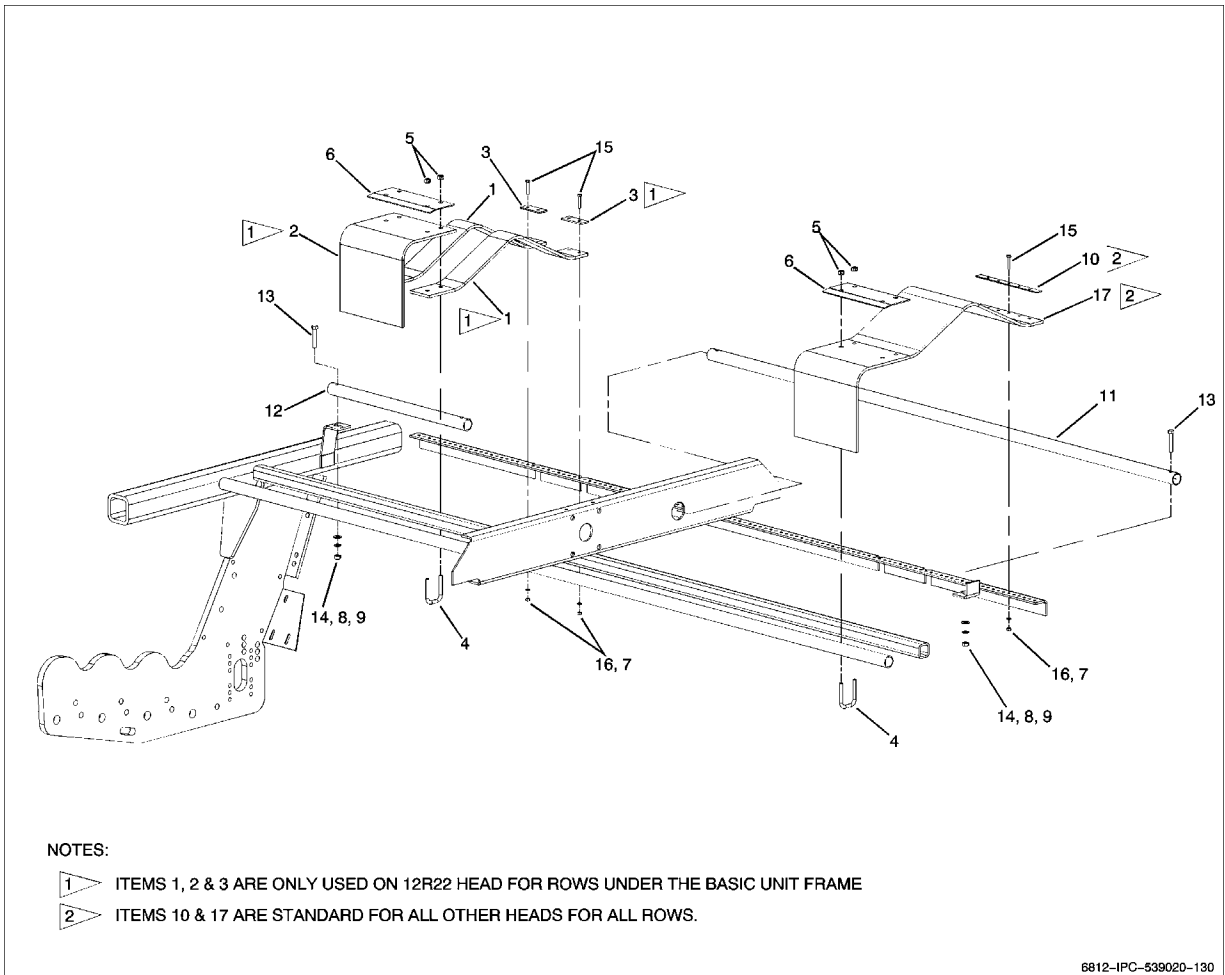
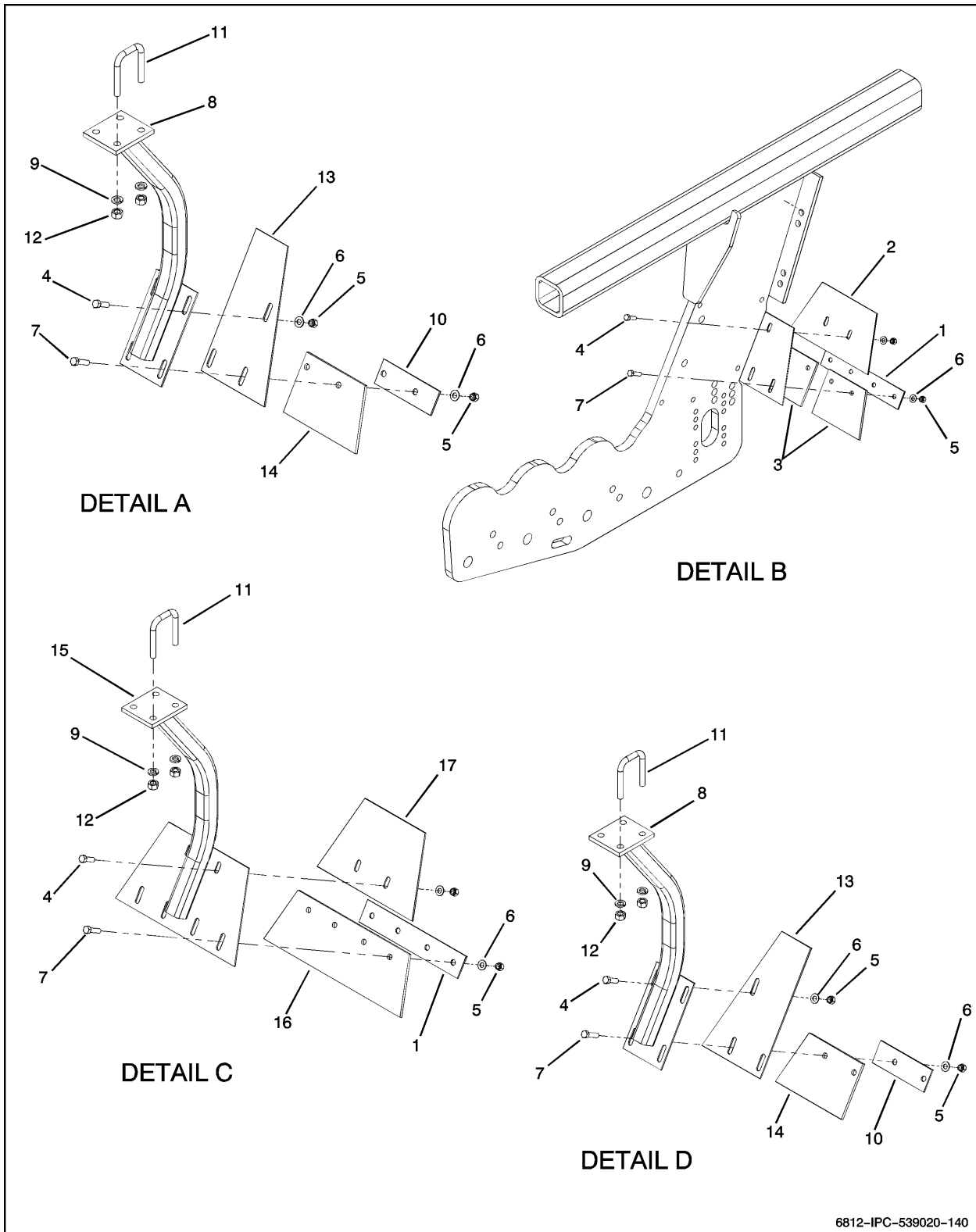


FIG ITEM	PART NUMBER	NOMENCLATURE	UNITS PER ASSY
	539020-130	RUBBER COVER ASSY (ALL HEADS)	RF
1	558420	COVER, RUBBER (12R22)	2
2	558430	COVER, REAR (12R22)	1
3	558440	PLATE, COVER (12R22)	2
4	290890	BOLT, U	4
5	19413967	NUT, HEX 1/2-13 GR5 ZN	8
6	481620	BRACKET, COVER	2
7	023630	NUT, HEX 0.3125-18-D-N	9
8	005370	WASHER, LOCK 1/2 ZN	4
9	005360	NUT, HEX 1/2-13	4
10	443060	STRAP, COVER HOLDER (ALL MODELS BUT 12R22)	1
11	558450	TUBE, COVER HOLDER (12R22)	1
-11A	559200	TUBE, COVER HOLDER (8R28/30)	1
-11B	558380	TUBE, COVER HOLDER (6R28/30 AND 8R22)	1
12	558390	TUBE, SHORT	1
13	031580	BOLT, 1/2-13 X 2-3/4 HHCS GR5 ZN	4
14	005200	FW 0.5	4
15	117530	BOLT, HEX 0.3125-18 X 1-3/4 ZN	9
16	023620	WASHER, LOCK 0.31 ZN	9
17	558360	COVER, '07 GENERATION (ALL MODELS BUT 12R22)	1

- = Not Illustrated

BARRIER ASSY (ALL HEADS)



6812-IPC-539020-140

BARRIER ASSY (ALL HEADS)

FIG ITEM	PART NUMBER	NOMENCLATURE	UNITS PER ASSY
	539020-140	BARRIER ASSY (ALL HEADS)	RF
4	006690	<u>DETAIL A</u> BOLT, HEX 0.3750-16 X 1.25 X 1.25-N	6
5	073630	NUT, LOCK 3/8-16	18
6	1120394	WASHER, FLAT 3/8 SAE	18
7	011370	BOLT, HEX 0.3750-16 X 1.5 X 1.5-N	12
8	558870	BARRIER WLDT	2
9	005370	WASHER, LOCK 1/2 ZN	12
10	561530	STRAP, BARRIER (12R22)	2
-10A	561590	STRAP, BARRIER (8R28/30 AND 6R28/30)	2
-10B	561530	STRAP, BARRIER (8R22)	2
11	290890	BOLT, U	6
12	005360	NUT, HEX 1/2-13	12
13	558880	PLATE, 22 INCH SIDE (12R22 AND 8R22)	2
-13A	558920	PLATE, 22 INCH SIDE (8R28 AND 6R28)	2
-13B	558900	PLATE, 22 INCH SIDE (8R30 AND 6R30)	2
14	558780	FLAP, RUBBER (12R22 AND 8R22)	1
-14A	558930	FLAP, RUBBER (8R28 AND 6R28)	1
-14B	558910	FLAP, RUBBER (8R30 AND 6R30)	1
1	244670	<u>DETAIL B</u> STRAP, BARRIER CENTER 6 ROW (12R22)	2
-1A	561580	STRAP, BARRIER CENTER 6 ROW (8R28/30)	2
2	558890	PLATE, 22 INCH SPACING (12R22)	1
-2A	558860	PLATE, 22 INCH SPACING (8R28/30)	1
3	558990	FLAP, RUBBER CTR (12R22)	2
-3A	559210	FLAP, RUBBER CTR (8R28/30)	2
4	006690	BOLT, HEX 0.3750-16 X 1.25 X 1.25-N	6
5	073630	NUT, LOCK 3/8-16	18
6	1120394	WASHER, FLAT 3/8 SAE	18
7	011370	BOLT, HEX 0.3750-16 X 1.5 X 1.5-N	12
1	244670	<u>DETAIL C</u> STRAP, BARRIER CENTER 6 ROW (12R22 AND 8R22)	2
-1A	561580	STRAP, BARRIER CENTER 6 ROW (8R28/30 AND 6R28/30)	2
4	006690	BOLT, HEX 0.3750-16 X 1.25 X 1.25-N	6
5	073630	NUT, LOCK 3/8-16	18
6	1120394	WASHER, FLAT 3/8 SAE	18
7	011370	BOLT, HEX 0.3750-16 X 1.5 X 1.5-N	12
9	005370	WASHER, LOCK 1/2 ZN	12
11	290890	BOLT, U	6
12	005360	NUT, HEX 1/2-13	12
15	558770	BARRIER, WLDT.	1
16	558800	FLAP, RUBBER (12R22 AND 8R22)	1
-16A	558850	FLAP, RUBBER (8R28/30 AND 6R28/30)	1
17	558820	PLATE, 22 INCH UPPER (12R22 AND 8R22)	1
-17A	558840	PLATE, 22 INCH UPPER (8R28/30 AND 6R28/30)	1
4	006690	<u>DETAIL D</u> BOLT, HEX 0.3750-16 X 1.25 X 1.25-N	6
5	073630	NUT, LOCK 3/8-16	18
6	1120394	WASHER, FLAT 3/8 SAE	18
7	011370	BOLT, HEX 0.3750-16 X 1.5 X 1.5-N	12
8	558870	BARRIER WLDT	2
9	005370	WASHER, LOCK 1/2 ZN	12
10	561530	STRAP, BARRIER (12R22 AND 8R22)	2
-10A	561590	STRAP, BARRIER (8R28/30 AND 6R28/30)	2
11	290890	BOLT, U	6
12	005360	NUT, HEX 1/2-13	12

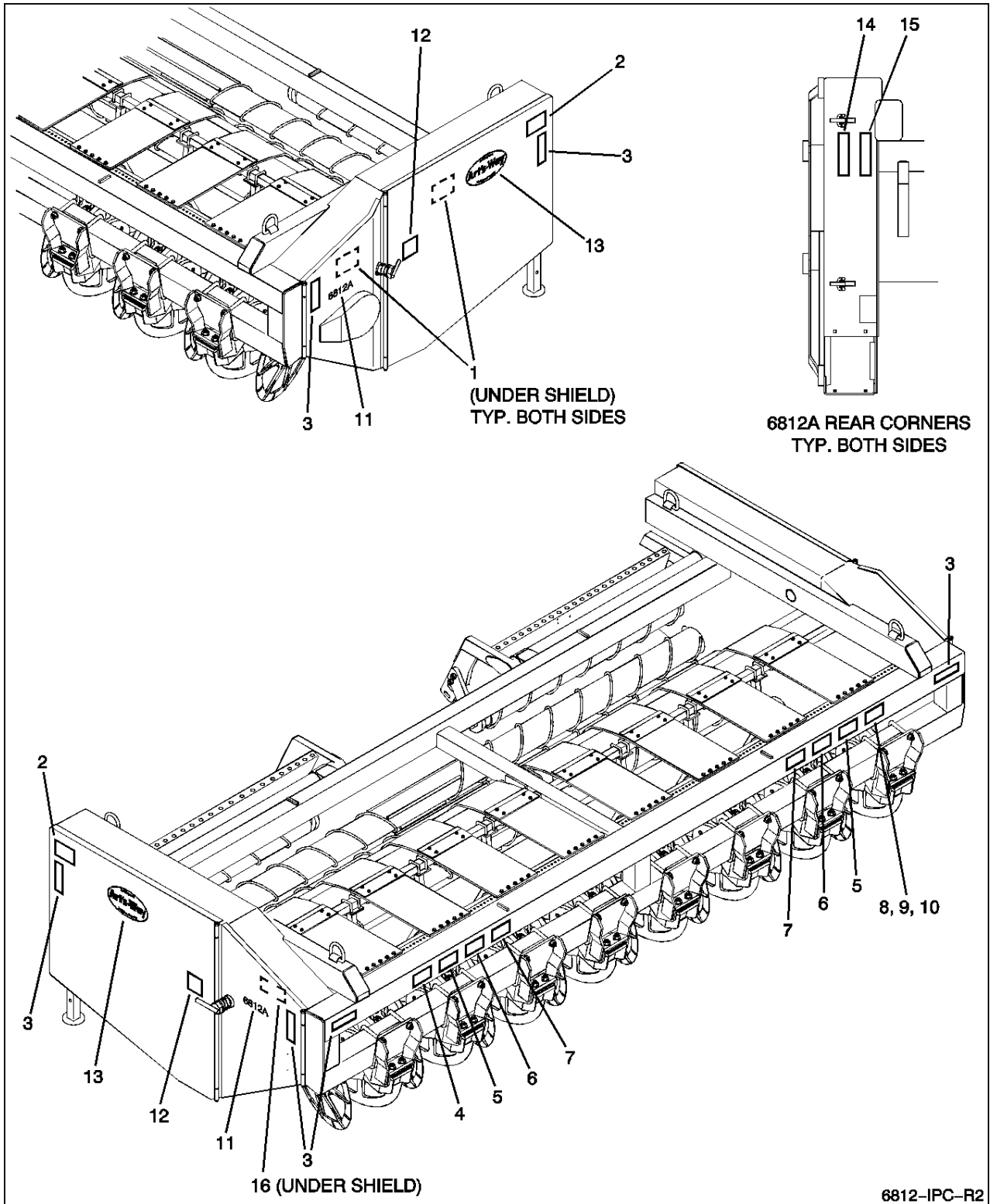
- = Not Illustrated

BARRIER ASSY (ALL HEADS) (CONT.)

FIG ITEM	PART NUMBER	NOMENCLATURE	UNITS PER ASSY
13	558880	PLATE, 22 INCH SIDE (12R22 AND 8R22)	2
-13A	558920	PLATE, 22 INCH SIDE (8R28 AND 6R28)	2
-13B	558900	PLATE, 22 INCH SIDE (8R30 AND 6R30)	2
14	558780	FLAP, RUBBER (12R22 AND 8R22)	1
-14A	558930	FLAP, RUBBER (8R28 AND 6R28)	1
-14B	558910	FLAP, RUBBER (8R30 AND 6R30)	1

**THIS PAGE
LEFT
INTENTIONALLY
BLANK**

HEADER DECALS



HEADER DECALS

FIG ITEM	PART NUMBER	NOMENCLATURE	UNITS PER ASSY
		HEADER DECALS	RF
1	467430	DECAL, DANGER, SHIELD MISSING	4
2	467470	DECAL, WARNING, OVERHEAD HAZARD	1
3	476460	TAPE, YELLOW, RETRO-REFLECTIVE	6
4	467440	DECAL, DANGER, ELECTROCUTION	1
5	467410	DECAL, DANGER, ROTATING ROLL HAZARD	2
6	467400	DECAL, WARNING, THROWN OBJECT HAZARD	2
7	467420	DECAL, WARNING, NO RIDERS/FALLING HAZARD	2
8	355500	TAG, SERIAL NUMBER, FINISHED	1
9	204510	NAIL, 1/4 GRIP	4
10	133420	PATENT PENDING	1
11	552180	DECAL, 6812AA BEET HARVESTER	2
12	467450	DECAL, WARNING, MOVING PART HAZARD	2
13	519480	DECAL, ART'S-WAY LOGO, 11.5 X 20.1	2
14	476450	TAPE, RED, RETRO-REFLECTIVE	2
15	476470	TAPE, RED-ORANGE, FLORESCENT	2
16	289500	DECAL, IDLER SPRING 4-1/2 INCH	1 OR 2

- = Not Illustrated

**THIS PAGE
LEFT
INTENTIONALLY
BLANK**



ART'S-WAY MANUFACTURING CO., INC. TECHNICAL MANUALS

Manuals are available from your local dealer or Art's-Way Manufacturing Co., Inc. for the operation, service, and repair of your machine. For prompt convenient service, contact your local dealer for assistance in obtaining the manuals for your machine.

Your local dealer can expedite your order for operator manuals, illustrated parts catalogs, service manuals, and maintenance records.

Always give the Machine Name, Model, and Serial Number so your local dealer can provide the correct manuals for your machine.

Art's-Way Manufacturing Co., Inc. reserves the right to make improvements in design or changes in specifications at any time without incurring any obligation to install them on units previously sold.

Except as expressly authorized, no part of this manual may be reproduced, copied, transmitted, disseminated, downloaded or stored in any storage medium, for any purpose without the express prior written consent of Art's-Way Manufacturing Co., Inc.

ART'S-WAY MANUFACTURING CO., INC.

HWY 9 WEST - PO Box 288

Armstrong, IA. 50515 U.S.A

© Copyright 2005

ART'S-WAY MANUFACTURING CO., INC.

All Rights Reserved

Produced In The U.S.A. By



CPS DYNAMICS, LLC

PO Box 9007
Wichita, KS 67205
316-519-0366
www.cpsdynamics.com



Art's-Way Manufacturing Co., Inc.
Hwy 9 West – PO Box 288
Armstrong, IA. 50515 U.S.A