

X SERIES MANURE SPREADERS

X350, X550, X700 & X900



VAI
ART'S WAY

artsway.com

SMALL SIZE UNITS

Big spreading power packed in a small box

The X350 and X550 bring the same industry leading spread pattern to producers in a smaller capacity box built for your lots. With overall box lengths of 25 and 30 feet, easily maneuver in and out of gates. Operate your floor chain speed and gate height to achieve the amount per acre for best nutrient management. We have two models to choose from with lower horse power requirements.

- ▶ X350: 367 heaped cu. ft.
- ▶ X550: 551 heaped cu. ft.



Diverse Carrying Options

The X350 has a single axle with 16 R-20 used military tires or 600/50 R 22.5 flotation tires. Upgrade to a tandem axle and choose 425 used truck tires or 550/45R 22.5 flotation tires. these allow you to pull the load smoothly behind your tractor without taking the field out with you.

Rugged Box Build

Densilite floors have minimal thermal expansion and contraction for less cracking and buckling with temperature changes. Better yet, it creates a slick surface for enhanced material flow. 2 inch uprights on 2 foot centers provide a strong structure for hauling.

Fill Quickly With a Skid Steer

Easy filling with low loading heights of 74 in. on our X350 and 82 in. on our X550 with used military tires. The flared sides on the X550 allow you to easily load material from the side over the wheel to decrease material loss and load time.



X SERIES MANURE SPREADERS

MID SIZE UNITS

Two Models to Spread Goodness on Your Farm or Ranch

The X Series is meant to spread it wide and far with even field coverage. The amount needed depends on you and your operational needs. We have two models to choose from. Rest assured, the spray is smooth and even no matter how you cut it. Let's break it down:

- ▶ X700: 473 struck cu. ft. and 683 heaped cu. ft.
- ▶ X900: 625 struck cu. ft. and 909 heaped cu. ft.

Simple to Fill


Easy loading is made possible by our flared sides and low loading heights of 92 in. on our X700 and 94 in. on our X900 with standard tires. Even better heights with our flotation tires, 89 in. on our X700 and 91 in. on our X900. The flared sides allow you to easily load material from the side over the wheel to decrease material loss and load time.



Used military tires

Used Military Tires

X Series Spreaders feature tandem axles with 16 R-20 tires. These allow you to pull the load smoothly behind your tractor without taking the field out with you. What's more, 600/50R 22.5 flotation tires are available for decreased soil compaction in your fields and lower loading height.



Densilite floors

Long Box Life

Densilite floors have minimal thermal expansion and contraction for longer life. Better yet, it creates a slick surface for enhanced material flow.



88C open barrel chain

Dependable

Our 88C chain boasts a limited lifetime warranty so you know you are always covered while in use. With 38,000 lb. of tensel strength per strand of chain, carry your material towards or away from the beaters. Robust tube steel slats provide additional durability while moving more and more manure.

POULTRY LITTER KIT UNIT


X900 box litter kit equipped with safety and versatility.

We're bringing you the durability, versatility, and efficiency you want and need in any poultry litter operation. This unit features a two way hydraulic back door. Easily open the full door for maintenance and cleaning access or adjust the bottom door to better control your spread distance. We've got you covered!


- ▶ X900: 625 struck cu. ft. and 909 heaped cu. ft



1/4 inch steel




Adjust spread width



Easy to maintain grease points.



Easy use control box



Spring loaded mounts



Hydraulic Tank & Manifold

Durability

This litter kit feature is designed to withstand heavy litter impact, ensuring longevity of your unit.

Versatility

Want to spread far and wide or narrow and close? Say no more. Simply loosen the 4 bolts and align them to the pre drilled width options shown above.

Integrations

- ▶ Steel hydraulic lines
- ▶ Hydraulic blocks (safety)
- ▶ Hydraulic door for easy maintenance
- ▶ Adjustable cupped teeth on litter paddles.

Easy as (Cow) Pie

Our control box features solenoid wire connections that light up to make any troubleshooting a breeze. With reversable apron chain and silage mode options, you're sure to get your work done.

Handle Big Loads

The box to truck frame is attached with spring loaded front mounts giving you the strength to handle those heaped loads efficiently.

Integrations

- ▶ Hydraulic tank
- ▶ Filtration system
- ▶ Manifold
- ▶ Control box
- ▶ Ladder
- ▶ Rock guard
- ▶ Fenders
- ▶ Camera package



X900 LITTER KIT



X900 TRUCK MOUNT



Bright LED lights



Heavy-duty rock guard



Hydraulic grips



Reversible Apron Chains



Even Spread pattern

Transport Safety

Bright LED lights, a strong safety chain and a convenient 1-speed heavy-duty jack make you more visible and secure on the road. Move manure wisely.

Operator Protection

A heavy-duty rock guard is mounted on the front for maximum protection. Because safety is a front and back proposition.

Operator Convenience

Slip resistance and color-coded hydraulic grips make hooking up a breeze. A bolt tensioning system allows for in-the-field chain adjustment. Grease points maintain smooth machine operation and can be easily accessed.

Reversible Apron Chains

When you find something in your load that doesn't belong. That's when the reversible apron chain comes in to save the day.

Even Spread Pattern

The guillotine style slop gate precisely controls how the material enters vertical beaters. Hydraulic cylinders operate the gate up and down. Combined with two powerful beaters, this creates fewer clumps in your field and smooth even coverage. The key is the angle of the beaters and how the floor feeds into them.



X Series Spreader Options



Flotation tires

Flotation Tires

Creates less field compaction and utilize a lower loading height when you choose the flotation tires instead of our standard used military tires.



Litter paddle kit

Litter Paddle Kit

Art's Way beaters get even better with our litter paddle kit. This option allows you to maintain a more consistent spread pattern with even the finest materials.



Optional harden beater teeth kit

Hardened Beater Teeth Kit

An optional kit with hardened teeth gives you extended life on your machine. The weld is hardened 0.5 in. on the steel teeth with thick reversible knives.



Scale system

Scale Systems

A scale option to meet the needs of any operation. Monitor your load weight and application poundage with the GT400 indicator on NT560 Indicator. Get precise rate control with the complete Raven System.



GT400 Digi-Star Indicator

- Basic scale functions
- Easy to calibrate
- Economic decision



NT560 Digi-Star Indicator

- Advanced scale functions
- Auto Log Feature
- GPS and record documentation
- Live application rate readout
- USB stick and software for data transfer
- Ton per acre or pounds per acre



Raven Rate Control Module

- ISOBUS compatible
- Automated rate application
- Uses existing load cells
- Intuitive user interface
- Expandable option for multi-product
- On-screen configuration



Raven CR7 Monitor

- ISOBUS compatible
- GPS included (500S antenna)
- 7 in. full touch screen
- Slingshot compatible (file transfer)
- Raven Auto Steer supported

	X350	X550	X700	X900
Box length	14.5 ft.	19 ft.	18 ft.	20 ft.
Overall length	25 ft. 1 in.	29 ft. 1 in.	27 ft. 8 in.	30 ft. 11 in.
Overall width (with tires)	8 ft. 5 in./ 9 ft. 10 in.	9 ft. 10 in./ 11 ft. 1 in.	11 ft. 1.5 in.	11 ft. 5.5 in.
Overall height (std/float tires)	8 ft. 3 in./ 8 ft. 5 in.	8 ft. 11 in./ 9 ft. 1 in.	9 ft. 6 in./ 9 ft. 9 in.	9 ft. 5 in./ 9 ft 8 in.
Load height (std/float tires)	6ft 2 in./ 6 ft. 4 in.	6 ft. 10 in./ 7 ft.	7 ft. 8 in./ 7ft. 5 in.	7 ft. 10 in./ 7ft. 7 in.
Capacity - heaped	367 cu. ft.	551 cu. ft.	683 cu. ft.	909 cu. ft.
Capacity - struck	247 cu. ft.	384 cu. ft.	473 cu. ft.	625 cu. ft.
Empty weight	8,020 lb.	10,600 lb.	12,200 lb.	16,800 lb.
Heaped manure weight-Est. 60lbs/ft ³	22,020 lb.	33,060 lb.	40,980 lb.	54,540 lb.
Inside width of box	4 ft. 11 in.	4 ft. 11 in.	6 ft.	6 ft.
Inside height of box	3 ft. 3.5 in.	3 ft. 3.5 in.	4 ft. 3 in.	4 ft. 8 in.
Flared sides	NA	45°	45°	45°
Apron chain	88C	88C	88C	88C
Floor material	1/2 in. Densilite	1/2 in. Densilite	3/4 in. Densilite	3/4 in. Densilite
Reversible apron	Yes	Yes	Yes	Yes
Pintle hitch	2 in.	2 in.	2 in.	2 in.
Gear drive	350 gear drive	350 gear drive	Double 350 gear drive	Double 350 gear drive
Axles	Tandem or single	Tandem	Tandem	Tandem
Tires	425 used truck or 16.00/R-20	16.00/R-20	16.00/R-20	16.00/R-20
Flotation tires (optional)	550/45R 22.5 or 600/50R 22.5	600/50R 22.5	600/50R 22.5	600/50R 22.5
CV PTO	540, 1-3/8" or 1-3/4" 1000RPM	1-3/8" or 1-3/4" 1000RPM	1-3/8" or 1-3/4" 1000RPM	1-3/8" or 1-3/4" 1000RPM
Slop gate cylinders	Chief	Chief	Prince	Prince
Vertical beaters	SRT8 removable	SRT8 removable	SRT8 removable	SRT18 removable
Shipping dimensions	7 ft. 8 in. x 25 ft. 6 in. x 9 ft. 2 in.	7 ft. 8 in x 29 ft 2 in. x 8 ft. 1 in..	8 ft. 5 in. x 28 ft. x 9 ft. 10 in.	8 ft. 5 in. x 32 ft. x 9ft. 10 in.

Art said it best: "We may be around muck all day, but we don't muck around."

Art's Way: How Work Gets Done.



Want to watch it work?
See the manure spreaders in action by scanning the QR code below.



Get your hard work done with Art's Way — contact your nearest dealer today.

(712) 208-8467 | artsway.com



VAI
ART'S WAY



November 2023

Art's Way Manufacturing Co. Inc. reserves the right to change design or specific application purposes. Photographs contained herein may be displayed with safety shields and/or guards removed to show mechanical functions only. All brand or product names are or may be trademarks of, and are used to identify products and services of their respective owners or its subsidiaries and divisions in the U.S. and/or other countries. All specifications are subject to change without notice. © 2022 Art's Way. All Rights Reserved.